

# LOGICA | INDEX

**Indice Fotografico** 2

Photographic table of contents

**Armadi anta Scorrevole** 5

Sliding door wardrobes

**Armadi anta Battente** 111

Hinged door wardrobes

**Cabine armadio/Attrezzature** 138

Walk-in-wardrobes/Accessories

**Spazi Risolti** 150

Furnished spaces

**Area Tecnica** 154

Technical area

**Pagine sintesi** 174

Summaries

**Finiture & colori** 180

Finishes & colours


Armadi

# Scor- re- voli

**Denver**  
| Page 6



**Puzzle**  
| Page 12




**Tablet**  
| Page 18




**Athena**  
| Page 24



**Kryzia**  
| Page 32




**Liscia / 2 Settori**  
| Page 40




**Madras**  
| Page 46



**Kelly**  
| Page 52



**Kross**  
| Page 60



**Cristal**  
| Page 70




**Strike**  
| Page 76




**Step 3**  
| Page 84




**Meridiana**  
| Page 92



**Segno**  
| Page 98



**Cola**  
| Page 104




Armadi  
**Bat-**  
**ten-**  
**te**

**Profilo/Vetro**  
| Page 112



**Denver**  
| Page 116



**Liscia**  
| Page 120



**Strike**  
| Page 128



**Cola**  
| Page 132





Armadi

# Scor- re- voli

LOGICA INTERPRETA LA VOLONTÀ DI CREARE ARMADI IN GRADO DI ESPRIMERE LA RICERCA DEL BELLO E LA CURA DEI DETTAGLI, QUEL TOCCO DI STILE ED ELEGANZA CHE BEN SI CONIUGA CON LA RAFFINATA SCELTA DEI MATERIALI E DELLE FINITURE: DALLA LUMINOSITÀ DEL VETRO AI RIFLESSI DEL LACCATO E LA MATERICITÀ DELLE ESSENZE DEL LEGNO. IL MOBILE CHE FORSE PIÙ DI TUTTI È SEMPRE STATO SE STESSO, CAMBIA VITA E DIVENTA UN ELEMENTO ESTREMAMENTE VERSATILE, DALLA ASSOLUTA LIBERTÀ COMPOSITIVA CHE BEN INTERPRETA STILI DI VITA DIVERSI.

LOGICA PROGRAM CREATES WARDROBES WHICH COMBINE SEARCH FOR BEAUTY AND CARE FOR DETAILS, A TOUCH OF STYLE AND ELEGANCE WITH A REFINED CHOICE OF MATERIALS AND FINISHES: FROM THE SHINY GLASSES TO THE COLOURFUL NUANCES OF LACQUERING OR THE SOLID ESSENCES. THE WARDROBE, A ALWAYS UNCHANGED AND CONSISTENT THROUGH YEARS PIECE OF FURNITURE, NOW CHANGES AND TURNS INTO AN EXTREMELY VERSATILE ELEMENT, OPEN TO NEW AND INNOVATIVE SOLUTIONS THANKS TO ITS MODULARITY CAPABLE OF INTERPRETING DIFFERENT LIFE STYLES.



# Denver

scorrevole

**L'armadio Denver è caratterizzato dalla presa maniglia verticale che traccia un segno grafico che decora piacevolmente l'anta creando effetti a contrasto e armoniose combinazioni. Un particolare prezioso che indica una scelta stilistica elegante e sofisticata.**

The Denver wardrobe features vertical grip edges that create graphic marks used to embellish the door with pleasant contrasting or coordinated combinations. A precious detail that confirms an elegant and sophisticated style.



**Composizione 500** / L 280 P 67 H 255 cm  
Armadio scorrevole anta Denver. Struttura e ante opaco  
bianco gesso 121 ed inserto vetro lucido colorato carta da zucchero 355.

**Arrangement 500** / W 280 D 67 H 255 cm  
Wardrobe with sliding Denver doors. Structure and doors in matt chalk  
white 121 lacquer and insert in blue grey 355 gloss coloured glass.







Denver



**Composizione 501**

L 280 P 67 H 255 cm

Armadio scorrevole anta Denver.

Struttura e ante laccato opaco  
carta da zucchero 155 ed inserto in  
materico nodato chiaro

**Arrangement 501**

W 280 D 67 H 255 cm

Wardrobe with sliding Denver doors.

Structure and doors in matt blue  
grey 155 lacquer with textured light  
knotted finish inserts.

# P

Puzzle  
scorrevole

**Un gioco geometrico ritmato decora la superficie dell'anta Puzzle, il sottile profilo di alluminio evidenzia il disegno. L'armadio diventa protagonista della scena e completa lo spazio notte in perfetta armonia con gli stili dell'abitare moderno.**

-

A rhythmical geometric interplay decorates the surface of the Puzzle door while the slim aluminium trim divides its surface. The wardrobe steals the scene and completes the bedroom furniture in perfect harmony with modern living styles.





**Composizione 502** / L 280 P 67 H 255 cm

Armadio scorrevole anta Puzzle. Struttura e ante laccato opaco carta da zucchero 155 e profili laccato opaco smoke 128.

**Arrangement 502** / W 280 D 67 H 255 cm

Wardrobe with sliding Puzzle doors. Structure and doors in matt blue grey 155 lacquer with matt smoke 128 lacquered trims.





**Composizione 503**

L 280 P 67 H 255 cm

Armadio scorrevole anta Puzzle.  
Struttura e ante opaco bianco gesso  
121 e profilo laccato opaco bianco  
gesso 121.


**Arrangement 503**

W 280 D 67 H 255 cm

Wardrobe with sliding Puzzle doors.  
Structure and doors in matt chalk  
white 121 lacquer and matt chalk  
white 121 lacquered trims.







# Tablet

scorrevole

**Una fascia orizzontale percorre la superficie delle ante Tablet valorizzandone il carattere semplice ma raffinato. Finiture tono su tono o in contrasto rendono questo armadio adatto allo stile di ogni ambiente.**

A horizontal band crosses the surface of the Tablet doors, enhancing their simple yet refined appeal. Tone-on-tone or contrasting finishes make this wardrobe a perfect match for any interior design.



**Composizione 504** / L 280 P 67 H 255 cm Armadio scorrevole anta Tablet. Struttura e ante opaco madreperla 124 e fascia in materico rovere termocotto.

**Arrangement 504** / W 280 D 67 H 255 cm Wardrobe with sliding Tablet doors. Structure and doors in matt mother of pearl 124 with textured, heat-treated oak band.

**Composizione 505**

L 280 P 67 H 255 cm  
Armadio scorrevole anta  
Tablet. Struttura e ante  
opaco bianco gesso 121 e  
fascia in materico nodato  
chiaro.

**Arrangement 505**

W 280 D 67 H 255 cm  
Wardrobe with sliding  
Tablet doors. Structure  
and doors in matt chalk  
white 121 lacquer with  
textured light knotted  
band.







# T Tablet



#### **Composizione 506**

L 280 P 67 H 255 cm

Armadio scorrevole anta Tablet. Struttura e ante opaco madreperla 124 e fascia laccato opaco grigio piacenza 130.

#### **Arrangement 506**

W 280 D 67 H 255 cm

Wardrobe with sliding Tablet doors. Structure and doors in matt mother of pearl 124 lacquer with matt Piacenza grey 130 lacquered band.



# Athena

scorrevole

**L'anta Athena coniuga funzione e gusto per i particolari; tutto questo si traduce con la scelta di materiali raffinati e di qualità che creano atmosfere magiche dallo charme inconfondibile.**

The Athena door pairs functionality with love of detail that translates into choosing refined, quality materials to create magical atmospheres oozing unmistakable charm.









Athena



**Composizione 507**

L 280 P 67 H 255 cm

Armadio scorrevole anta Athena. Strutture e ante opaco bianco gesso 121 e fascia poro aperto madreperla 224 con inserto in materico nodato scuro.

**Arrangement 507**

W 280 D 67 H 255 cm

Wardrobe with sliding Athena doors. Structure and doors in open pore chalk white 121 lacquer with matt mother of pearl 224 band and textured dark knotted inserts.



**Composizione 508**

L 280 P 67 H 255 cm  
Armadio scorrevole anta  
Athena. Struttura e ante  
poro aperto madreperla  
224, fascia in materico  
maya bronze con inserto  
in vetro lucido colorato  
smoke 328.

**Arrangement 508**

W 280 D 67 H 255 cm  
Wardrobe with sliding  
Athena doors. Structure  
and doors in open-pore  
mother of pearl 224, band  
in textured maya bronze  
with inserts in gloss  
smoke 328 coloured glass.

Athena





**Armadi dalla particolare valenza estetica impreziositi da esclusive tessere di mosaico.  
Volumi decisi con materiali d'effetto ideali per un arredo di classe che va oltre le mode.**

—  
These wardrobes have a special aesthetic value embellished by exclusive mosaic decors.  
Bold volumes with eye-catching materials are ideal for an elegant style that lasts beyond passing fads.

# \_ Dettagli preziosi



Design sofisticato per l'inserto maniglia dall'anta Athena in mosaico brown o silver.  
Un perfetto abbinamento con la fascia in finitura materico maya bronze.

The brown or silver handle insert of the Athena door has a sophisticated design. It looks perfect paired with the textured Maya Bronze finish horizontal band.



**Kryzia**  
scorrevole

**Kryzia è una proposta dal gusto minimalista che si caratterizza per la maniglia orizzontale ricavata nello spessore dell'anta, un segno molto delicato che decora l'anta.**

–

Kryzia is a minimalist door distinguished by the horizontal handle that dips into its panel.  
A very delicate feature that embellishes the door.





# K

Kryzia



A sinistra:

**Composizione 509** / L 280 P 67 H 255 cm

Armadio scorrevole anta Kryzia.

Struttura e ante poro aperto bianco gesso 221, con inserto maniglia laccato opaco smoke 128.

On the left:

**Arrangement 509** / W 280 D 67 H 255 cm

Wardrobe with sliding Kryzia doors.

Structure and doors in open-pore chalk white 221 lacquer with matt smoke 128 lacquered handle inserts.

A destra .

**Composizione 510** / L 280 P 67 H 255 cm

Armadio scorrevole anta Kryzia.

Struttura e ante opaco madreperla 124, con inserto maniglia laccato opaco smoke 128.

On the right:

**Arrangement 510** / W 280 D 67 H 255 cm

Wardrobe with sliding Kryzia doors.

Structure and doors in matt mother of pearl 124 lacquer with matt smoke 128 lacquered handle inserts.



**Anta Kryzia: particolarmente essenziale ma ricca di design. Un'anta di nuova generazione dotata di sistema con luce a led per creare atmosfere di grande effetto scenografico.**

A particularly minimalist version of Kryzia, full of design features. The new generation door is provided with a led light system that creates a very impressive, spectacular atmosphere.





Kryzia

**Composizione 510**

L 280 P 67 H 255 cm

Armadio scorrevole anta Kryzia.

Struttura e ante opaco madreperla 124  
con profilo laccato opaco smoke 128.

**Arrangement 510**

W 280 D 67 H 255 cm

Wardrobe with sliding Kryzia doors.

Structure and doors in matt mother  
of pearl 124 with matt smoke 128  
lacquered trims.





**Liscia**  
scorrevole

**Lanta Liscia insegue la purezza della materia e vive l'armonia dei colori.  
Un'anta che offre una vasta scelta di soluzioni cromatiche e materiche, studiata per la massima  
versatilità di ambientazione.**

-  
The plain door enhances the purity of materials and embodies the harmony of colour.  
This door come in a variety of colour options and textured finishes designed to offer  
the utmost in versatility and adaptability to any setting.





**Composizione 511**

L 304 P 67 H 255 cm  
Armadio scorrevole anta Liscia  
struttura e anta in opaco bianco  
gesso 121 con maniglia Linea  
laccato opaco pomice 152.

**Arrangement 511**

W 304 D 67 H 255 cm  
Wardrobe with sliding Plain doors.  
Structure and doors in matt chalk  
white 121 with matt pumice 152  
lacquered Linea handles.

**Composizione 512**

L 280 P 67 H 255 cm  
Armadio scorrevole anta  
Liscia. Struttura e anta  
legno frassino cenere,  
maniglia Side laccato  
opaco grigio piacenza 130.

**Arrangement 512**

W 280 D 67 H 255 cm  
Wardrobe with sliding  
Plain doors.  
Structure and doors  
in ash-grey ash, Side  
handles in matt  
Piacenza grey 130  
lacquer.





# Liscia



## **Composizione 513**

L 280 P 67 H 255 cm

Armadio scorrevole anta Liscia 2 settori. Struttura e ante in laccato opaco hot 127.

## **Arrangement 513**

W 280 D 67 H 255 cm

Wardrobe with sliding Plain 2-sector doors. Structure and doors in matt hot 127 lacquer.





Madras—  
scorrevole

**Madras si fa notare per la sua forza estetica. una serie di linee verticali irregolari creano una texture grafica unica. Protagonisti il vetro e lo specchio che riflettono la luce e dilatano l'ambiente, cambiando l'atmosfera della casa.**

Madras stands out for its aesthetic power. A set of irregular, vertical lines create a unique graphic texture. Glass and mirrors steal the show, reflect the light and expand spaces, changing the atmosphere of your home.



**Composizione 514**

L 280 P 67 H 255 cm

Armadio scorrevole anta Madras.  
Struttura e maniglia integrata  
laccato opaco madreperla 124.  
Anta specchio decorato effetto  
tela, specchio satinato, specchio  
decorato effetto legno, specchio  
bronzato 382 e specchio decorato  
effetto quadri.

**Arrangement 514**

W 280 D 67 H 255 cm

Wardrobe with sliding Madras  
doors. Structure and integrated  
handle in matt mother  
of pearl 124. Mirror door with  
fabric-effect finish, satin mirror,  
wood-effect decorated mirror,  
bronzed 382 mirror and  
chequer-effect decorated mirror.











# M

## Madras

### **Composizione 515**

L 280 P 67 H 255 cm

Armadio scorrevole anta Madras. Struttura e maniglia integrata in laccato opaco madreperla 124. Anta specchio decorato effetto tela, specchio satinato, specchio bronzato 382 e specchio decorato effetto quadri.

### **Arrangement 515**

W 280 D 67 H 255 cm

Wardrobe with sliding Madras doors. Structure and integrated handle in matt mother of pearl 124. Mirror door with fabric-effect finish, satin mirror, bronzed 382 mirror and chequer-effect decorated mirror.



**Kelly**  
scorrevole

**Le ante sono fasce di varie dimensioni esaltate dal disegno obliquo.  
Kelly usa in modo innovativo i vetri satinati e lucidi creando soluzioni cromatiche  
dal look naturale e sobrio o multicolor creativo.**

–

The doors are made up of various-sized strips enhanced by their oblique shapes.  
Kelly uses satin and gloss glass in an innovative way, creating natural, subtle or creative and multi-coloured combinations.



**Composizione 516**

L 361 P 67 H 255 cm

Armadio scorrevole anta  
KELLY WHITE.

Struttura e maniglia integrata  
opaco madreperla 124.

Anta in vetro lucido colorato  
madreperla 324, vetro lucido  
colorato bianco gesso 321, vetro  
satinato colorato hot 427.

**Arrangement 516**

W 361 D 67 H 255 cm

Wardrobe with sliding KELLY WHITE  
doors. Structure and integrated  
handle in matt mother of pearl  
124. Door in gloss mother of pearl  
324 coloured glass, gloss chalk  
white 121 coloured glass, hot 427  
coloured satin glass.





# K Kelly

## Composizione 517

L 280 P 67 H 255 cm

Armadio scorrevole anta  
KELLY YOUNG.

Struttura e maniglia integrata  
opaco bianco gesso 121.

Anta in vetro lucido colorato bianco  
gesso 321, vetro lucido colorato  
salvia 359, vetro satinato blu  
avio 454 e vetro satinato carta da  
zucchero 455.

## Arrangement 517

W 280 D 67 H 255 cm

Wardrobe with sliding KELLY  
YOUNG doors. Structure and  
integrated handle in matt chalk  
white 121.

Door in gloss chalk white 321  
coloured glass, gloss sage 359  
coloured glass, airforce blue 454  
coloured satin glass and blue grey  
455 satin glass.







**Composizione 518** / L 280 P 67 H 255 cm

Armadio scorrevole anta KELLY GLAMOUR . Struttura e maniglia integrata in opaco bianco gesso 121. Anta vetro lucido colorato hot 327, vetro lucido bordeaux 356 e vetro satinato colorato bordeaux 456, vetro satinato colorato antracite 460.

**Arrangement 518** / W 280 D 67 H 255 cm

Wardrobe with sliding KELLY GLAMOUR doors. Structure and integrated handle in gloss chalk white 121. Door in gloss hot 327 coloured glass, gloss burgundy 356 glass and burgundy 456 coloured satin glass, anthracite 460 coloured satin glass. Matt chalk white 121 lacquered trims.



**Composizione 519** / L 280 P 67 H 255 cm

Armadio scorrevole anta KELLY GREEN. Struttura e maniglia integrata in opaco bianco gesso 121. Anta vetro lucido colorato bianco gesso 321, vetro lucido colorato zafferano 358, vetro satinato colorato muschio 453, vetro satinato colorato antracite 460.

**Arrangement 519** / W 280 D 67 H 255 cm

Wardrobe with sliding KELLY GREEN doors. Structure and integrated handle in matt chalk white 121. Door in gloss chalk white 321 coloured glass, gloss saffron 358 coloured glass, moss green 453 coloured satin glass, anthracite 460 coloured satin glass.

K  
Kelly





**Kross**  
scorrevole

**I tagli diagonali dell'anta diventano motivi decor che identificano l'anta Kross.  
Il profilo traccia sottili linee oblique che si combinano con la leggerezza di un pannello  
in vetro satinato o lucido. effetti monocromatici vivaci ma delicati.**

–

The diagonal shapes on the doors become the decorative motifs that distinguish Kross.  
Their contours draw oblique lines that combine with the light appearance of the satin or lacquered glass panels.  
Single-coloured, lively yet subtle effects.





# K

## Kross



### **Composizione 520**

L 280 P 67 H 255 cm

Armadio scorrevole anta Kross  
Profili e maniglia integrata  
laccato opaco pomice 152, ante  
in vetro colorato lucido pomice  
352 e vetro satinato colorato  
pomice 452.

Profili e maniglia integrata  
laccato opaco pomice 152.

### **Arrangement 520**

W 280 D 67 H 255 cm

Wardrobe with Kross sliding  
doors, structure in matt pomice  
152 lacquer, doors in gloss  
pomice 352 glass and pomice  
452 coloured satin glass.

Matt pomice 152 lacquered  
trims and integrated handle.





### Composizione 521

L 280 P 67 H 255 cm  
Armadio scorrevole anta  
Kross struttura laccato opaco  
madreperla 124, ante in vetro  
lucido colorato madreperla  
324 e vetro colorato satinato  
madreperla 424.  
Profili e maniglia integrata  
laccato opaco madreperla 124.

### Arrangement 521

W 280 D 67 H 255 cm  
Wardrobe with Kross sliding  
doors, structure in matt mother  
of pearl 124 lacquer, doors  
in gloss mother of pearl 324  
glass and mother of pearl 424  
coloured satin glass.  
Matt mother of pearl 124 trims  
and integrated handle.





**Kross semplice, raffinato e chic. Sorprendenti superfici in versione lucido o satinato.  
Un'esplosione di bianco e di luce che invade la stanza.**

–

Simple, refined, chic Kross. Surprising gloss or matt surfaces. An outburst of white and light that invades the room.







# K Kross

## **Composizione 522**

L 280 P 67 H 255 cm


Armadio scorrevole anta Kross. Struttura laccato opaco bianco gesso 121, ante in vetro lucido colorato bianco gesso 321, e vetro colorato satinato bianco gesso 421.

Profili e maniglia integrata laccato opaco bianco gesso 121.

## **Arrangement 522**

W 280 D 67 H 255 cm

Wardrobe with sliding Kross doors. Structure in matt chalk white 121 lacquer, doors in gloss chalk white 321 lacquer and chalk white 421 coloured satin glass. Matt chalk white 121 lacquered trims and integrated handle.



**Cristal**  
scorrevole

**Il vetro disegna particolari riquadri sulla superficie dell'anta Cristal.  
Geometrica e dalle forme minimal, cristal é capace di adattarsi naturalmente in ambienti raffinati.**

–  
Glass marks out original, rectangular shapes on the surface of the Cristal door.  
Geometric, minimal forms that naturally adapt to refined settings.



**Composizione 523**

L 280 P 67 H 255 cm

Armadio scorrevole anta Cristal. Struttura e maniglia integrata in laccato opaco bianco gesso 121, anta vetro satinato colorato bianco gesso 421 e anta vetro lucido colorato bianco gesso 321.

**Arrangement 523**

W 280 D 67 H 255 cm

Wardrobe with Cristal sliding doors. Structure and integrated handle in matt chalk white 121 lacquer, doors in chalk white 421 coloured satin glass and gloss chalk white 321 coloured glass.



**Composizione 524**

L 280 P 67 H 255 cm

Armadio scorrevole anta Cristal struttura e maniglia integrata in laccato opaco madreperla 124, anta in vetro colorato satinato madreperla 424 e vetro colorato lucido madreperla 324.

**Arrangement 524**

W 280 D 67 H 255 cm

Wardrobe with Cristal sliding doors. Structure and integrated handle in matt mother of pearl 124 lacquer, doors in mother of pearl 424 satin glass and gloss mother of pearl 324 coloured glass.







# Cristal



## Composizione 525

L 280 P 67 H 255 cm

Armadio scorrevole anta Cristal.

Struttura e maniglia integrata

in laccato opaco antracite 160.

Anta specchio grigio 383 e

specchio grigio satinato 393.

## Arrangement 525

W 280 D 67 H 255 cm

Wardrobe with sliding Cristal

doors. Structure and integrated

handles in matt anthracite 160

lacquer. Grey mirror 383 and

grey satin mirror 393 doors.



**Strike**  
scorrevole

**Strike non è solo un armadio ma un elemento decorativo. tonalità, riflessi e venature in un gioco di sovrapposizioni di materiali da abbinare in libertà per creare combinazioni personalizzate, capace di rispondere a diversi stili di vita.**

Strike is not just a wardrobe. It is a decorative element. Shades, reflections and veins, an interplay of overlapping materials that can be combined at will to create customised combinations able to adapt to different lifestyles.



**Composizione 526** / L 280 P 67 H 255 cm

Armadio scorrevole anta Strike. Struttura laccato poro aperto madreperla 224 con maniglia integrata laccata opaco madreperla 124. Anta vetro lucido colorato madreperla 324 e frassino cenere e specchio argentato 381.

**Arrangement 526** / W 280 D 67 H 255 cm

Wardrobe with sliding Strike doors. Structure in open-pore mother of pearl 224 lacquer with matt mother of pearl 124 integrated handles. Doors in gloss mother of pearl 324 coloured glass, ash-grey ash and silvered mirror 381.

# Strike

## Composizione 527

L 362 P 67 H 255 cm

Armadio scorrevole anta Strike. Struttura laccato poro aperto madreperla 224 e maniglia integrata laccato opaco madreperla 124. Ante laccato poro aperto madreperla 224, rovere termocotto, vetro colorato lucido grigio piacenza 330 e specchio argentato 381.

## Arrangement 527

W 362 D 67 H 255 cm

Wardrobe with sliding Strike doors. Structure in open-pore mother of pearl 224 lacquer / doors in open-pore mother of pearl 224 lacquer, heat-treated oak, gloss Piacenza grey coloured glass 330 and silvered mirror 381.







**Composizione 528**

L 280 P 67 H 255 cm

Struttura laccato poro aperto bianco gesso 221, maniglia integrata laccato opaco bianco gesso 121, ante laccato poro aperto bianco gesso 221, rovere termocotto, vetro colorato lucido madreperla 324 con grafica 1007 e specchio argentato 381.

**Arrangement 528**

W 280 D 67 H 255 cm

Struttura in open-pore chalk white 221 lacquer, integrated handles in matt chalk white 221 lacquer, doors in open-pore chalk white 221 lacquer, heat-treated oak, gloss mother of pearl 324 coloured glass with decor 1007 and silver mirror 381.





# Strike Decor



grafica 1024



grafica 1013



grafica 1011



grafica 1007

**Strike:** linee verticali da abbinare in libertà per creare combinazioni personalizzate.

Strike: vertical lines that can be combined at will to create customised combinations.



grafica 1016



Step  
scorrevole

**Step 3 é luce e materia: una superficie unica tagliata solamente da fascie orizzontali in vetro. L'armadio è il vero protagonista grazie alla sua grande versatilità stilistica.**

Step 3 embodies light and materiality: a single surface divided only by horizontal glass strips. Its extensive stylistic versatility turns this wardrobe into an undisputed star.







**Composizione 529**

L. 280 P. 67 H. 255 cm

Armadio scorrevole anta Step 3. Struttura laccato poro aperto madreperla 224 e maniglia integrata laccata opaco madreperla 124. Ante laccato poro aperto madreperla 224 e vetro lucido colorato madreperla 324.

**Arrangement 529**

W. 280 D. 67 H. 255 cm

Wardrobe with sliding Step3 doors. Structure in open-pore mother of pearl 224 lacquer with matt mother of pearl 124 integrated handles. Doors in open-pore mother of pearl 224 lacquer and gloss mother of pearl 324 glass.



# Step

## Composizione 530

L. 280 P. 67 H. 255 cm  
Armadio scorrevole  
anta Step 3. Struttura  
frassino cenere e  
maniglia integrata  
laccata opaco grigio  
piacenza 130. Anta  
frassino cenere e vetro  
lucido colorato  
madreperla 324.

## Arrangement 530

W. 280 D. 67 H. 255 cm  
Wardrobe with sliding  
Step3 doors. Structure  
in ash-grey ash with  
matt Piacenza grey 130  
lacquered integrated  
handles. Doors in  
ash-grey ash and gloss  
mother of pearl 324  
glass.









**Logica permette di organizzare, personalizzare e sfruttare al meglio lo spazio. Versatili e intelligenti attrezzature interne offrono molteplici combinazioni per ogni esigenza di ordine.**

–

Logica allows you to organise, customise and utilise spaces in the best way possible.  
Clever, versatile interior accessories offer many combinations for any tidying up requirement.






# Meridiana

scorrevole

**Emozioni tattili che decorano con eleganza la notte. l'anta meridiana ha valore estetico senza tempo: funzionale, perfetta sintesi di design.**

Tactile emotions elegantly decorate the night. Meridian offers timeless aesthetic value. The perfect, functional synthesis of design.







**Composizione 531**

L 280 P 67 H 255 cm

Armadio scorrevole anta  
Meridiana struttura e anta  
laccato opaco hot 127, inserto  
maniglia frassino cenere.

**Arrangement 531**

W 280 D 67 H 255 cm

Wardrobe with Meridiana  
sliding doors. Structure and  
doors in matt hot 127 lacquer,  
ash-grey ash handle inserts.







**Composizione 532**

L 304 P 67 H 255 cm  
Armadio scorrevole anta Meridiana.  
Struttura, ante e inserto maniglia  
laccato opaco Bianco Gesso 121.

**Arrangement 532**

W 304 D 67 H 255 cm  
Wardrobe with sliding Meridiana doors.  
Structure, doors and handle inserts in matt  
chalk white 121 lacquer.



**Segno**  
scorrevole

**Segno, con la sua grande superficie si distingue per i due segni orizzontali che la decorano. Essenzialità delle linee unite al calore dei pregiati materiali sono le nuove caratteristiche, punto focale della zona notte.**

The large surface of Segno stands out for the two horizontal marks that beautify it. Minimalist lines paired with the warmth of precious materials are the new focus of bedroom furniture.







## Segno

### Composizione 533

L 404 P 67 H 255 cm

Armadio scorrevole  
anta Segno. Struttura e ante  
laccato poro aperto  
Antracite 260 con maniglia  
Segno in acciaio satinato.

### Arrangement 533

W 404 D 67 H 255 cm

Wardrobe with sliding Segno  
doors. Structure and doors  
in matt open-pore anthracite  
260 with satin steel Segno  
handles.



Segno

**Composizione 534**

L 304 P 67 H 255 cm  
Armadio scorrevole  
anta Segno. Struttura e  
ante laccato poro aperto  
bianco gesso 221  
con maniglia Segno  
in laccato poro aperto  
bianco gesso 221.

**Arrangement 534**

W 304 D 67 H 255 cm  
Wardrobe with sliding Segno  
doors. Structure and doors in  
open-pore chalk white 221  
with Segno handles in open  
pore chalk white 221 lacquer.







**Gola**  
scorrevole

**Un movimento semplice e leggero per aprire e accedere agli interni dell'armadio grazie alla presa maniglia a gola. Design, eleganza e praticità in un semplice gesto.**

–

A light and easy movement is all that is required to open the cupboard, thanks to the groove handle grip.  
Design, elegance and practicality in un simple gesture





**Composizione 535**

L 280 P 67 H 255 cm

Armadio scorrevole anta Gola.

Struttura e maniglia integrata opaco madreperla 124, anta opaco madreperla 124 e specchio argentato 381.

Profilo laccato opaco madreperla 124.

**Arrangement 535**

W 280 D 67 H 255 cm

Wardrobe with sliding Gola doors.

Structure and integrated handle in matt mother of pearl 124, doors in matt mother of pearl 124 and silvered mirror 381. Matt mother of pearl 124 lacquered trims.







**Un ambiente pieno di segreti, un volto essenziale ma che nasconde ricerca progettuale, armadi che non cercano più di sparire ma si mostrano con orgoglio.**

A room full of secrets. A minimalist look that conceals design research. Wardrobes that no longer hide away but want to show themselves off, with pride.



**Composizione 536**

L 304 P 67 H 255 cm

Armadio scorrevole anta Gola struttura, maniglia integrata e anta opaco bianco gesso 121.

**Arrangement 536**

W 304 D 67 H 255 cm

Wardrobe with sliding Gola doors, structure integrated handle and doors in matt chalk white 121.



## Armadi

# Battenti

ARMADI DALLO STILE SOFISTICATO CHE SI ESPRIME NELL'ELEGANZA IMPECCABILE DELLE SUE ANTE BATTENTI RIMANENDO SEMPRE PROTAGONISTA DEL MODO DI CONCEPIRE L'ORGANIZZAZIONE DELLO SPAZIO DOMESTICO. L'AMPIEZZA STILISTICA DELLA COMPONIBILITÀ E DELLE FINITURE, PERMETTE DI CREARE SOLUZIONI ED EFFETTI SPECIALI DI GRANDE PERSONALITÀ. ESSENZE, LACCATI LUCIDI O OPACHI, LACCATI PORO APERTO E MATERICI PER L'ANTA BATTENTE DIVENTANO I PROTAGONISTI DI AMBIENTAZIONI RAFFINATE.

THE SOPHISTICATED STYLE OF THIS WARDROBE SHOWS IN THE SPOTLESS ELEGANCE OF ITS DOORS, MAKING IT THE ABSOLUTE PROTAGONIST OF THE DOMESTIC SPACE. THE WIDE RANGE OF FINISHES MAKES IT POSSIBLE TO HAVE MULTIPLE AND ORIGINAL DESIGN EFFECTS (ESSENCES, MATT AND GLOSSY LACQUERED, OPEN PORE LACQUERED MATERIAL FOR HINGED DOORS).



**Profilo**  
**Vetro**  
battente

**Lanta profilo sceglie come elemento caratterizzante la leggerezza del vetro. Tanto bella quanto ricca di possibilità di colore. Sempre – nel segno del design – per creare stili di vita diversi.**

–  
The trimmed door chooses the lightness of glass as its special feature.  
Beautiful, as a design object should be, and offering lots of colour options to create different lifestyle.





# P Profilo/ Vetro

## Composizione 300

L 404 P 62 H 255 cm

Armadio battente anta  
Profilo/Vetro.

Struttura, maniglia Segno e  
profili in laccato opaco  
carta da zucchero 155.

Ante in vetro satinato colorato  
carta da zucchero 455.

## Arrangement 300

W 404 D 62 H 255 cm

Wardrobe with hinged Trimmed/  
Glass doors. Structure, Segno  
handles and trims in matt blue  
grey 155 lacquer.

Doors in blue grey 455 coloured  
satin glass.







# Denver

battente

**Essenziale e innovativa, Denver interpreta con disinvoltura l'ambiente contemporaneo. Una particolare lavorazione su tutta l'altezza dell'anta diventa la maniglia, da personalizzare con materiali e colori di tendenza a seconda del proprio gusto.**

Minimalist and innovative, Denver interprets contemporary homes with flair. A special, decorative strip along the whole height of the door becomes the handle and can be customised using trendy colours and materials, chosen to suit your personal taste.



# D

Denver





**Composizione 301** / L 373 P 62 H 255 cm  
Armadio battente anta Denver. Struttura in opaco madreperla124. Ante in opaco madreperla124 con inserto in materico nodato scuro.

**Arrangement 301** / W 373 D 62 H 255 cm  
Wardrobe with hinged Denver doors. Structure in matt mother of pearl 124. Doors in matt mother of pearl 124 with textured dark knotted inserts.



# Liscia

battente

**L'anta liscia dall' ampiezza stilistica della componibilità e delle finiture permette di creare soluzioni ed effetti speciali di grande personalità. Essenze, laccati e poro aperto diventano i protagonisti .**

-

The plain door, thanks to the stylistic versatility of its modularity and finishes, offers the opportunity to create really impressive special effects and solutions. The focus is on wood, lacquers and open-pore finishes.







**Composizione 302**

L 404 P 67 H 255 cm

Armadio battente anta Liscia. Struttura e ante in laccato poro aperto madreperla 224, maniglia Leila laccato opaco madreperla 124.

**Arrangement 302**

W 404 D 67 H 255 cm

Wardrobe with hinged Plain doors. Structure and doors in open-pore mother of pearl 224 lacquer with Leila handles in mother of pearl 124 lacquer.



# Liscia

**Delicati abbinamenti di colore per l'anta liscia. Colori neutri ed eleganti che stupiscono per la loro versatilità.**

–

Delicate colour combinations for the plain door. Neutral, elegant colours that amaze for their versatility.

**Composizione 303**

L 288 P 62 H 255 cm

Armadio battente anta

Liscia. Struttura ed anta

opaco madreperla 124 con

Maniglia Segno in frassino

Cenere.

**Arrangement 303**

W 288 D 62 H 255 cm

Wardrobe with Plain hinged

doors. Structure and doors

in matt mother of pearl 124

lacquer with Segno handles

in ash-grey ash.



# Liscia

A sinistra :

**Composizione 304** / L 304 P 62 H 255 cm

Armadio battente anta Liscia in laccato opaco verde muschio 153. Maniglia Leila in laccato opaco verde muschio 153.

On the left:

**Arrangement 304** / W 304 D 62 H 255 cm

Wardrobe with hinged Plain doors in matt moss green 153 lacquer. Leila handles in matt moss green 153 lacquer.

A destra :

**Composizione 305** / L 304 P 62 H 255 cm

Armadio battente anta Liscia in laccato opaco zafferano 158. Maniglia Leila in laccato opaco zafferano 158.

On the right:

**Arrangement 305** / W 304 D 62 H 255 cm

Wardrobe with hinged Plain doors in matt saffron 158 lacquer. Leila handles in matt saffron 158 lacquer.







# Strike

battente

**Linee precise che dilatano la verticalità dell'armadio e decorano piacevolmente l'anta creando effetti a contrasto e armoniose combinazioni.**

–

Accurate lines visually extend the vertical volume of the wardrobe while pleasantly decorating the doors, creating contrasting effects and harmonious combinations.





# S Strike

## Composizione 306

L 280 P 62 H 255 cm

Armadio battente anta

Strike. Struttura in laccato

poro aperto madreperla 224.

Ante in laccato poro

aperto madreperla 224

e vetro colorato lucido bianco

gesso 321. Maniglia integrata in

laccato opaco madreperla 124.

## Arrangement 306

W 280 D 62 H 255 cm

Wardrobe with hinged Strike

doors. Structure in open-pore

mother of pearl 224 lacquer.

Doors in open-pore mother of

pearl 224 lacquer and gloss

chalk white 321 coloured glass.

Integrated handles in matt

mother of pearl 124 lacquer.







**Gola**  
battente

**Lanta con gola esalta la pulizia dei volumi. un'incisione pratica e comoda che facilita il movimento di apertura e chiusura.**

—

This door with its grip channel enhances its clean-cut volumes.

A practical, handy recess makes opening and closing the door a breeze.



**Composizione 307**

L 304 P 62 H 255 cm

Armadio battente  
anta Gola.

Struttura ed anta  
in laccato poro aperto  
madreperla 224.

Maniglia integrata in laccato  
opaco madreperla 124.

**Arrangement 307**

W 304 D 62 H 255 cm

Wardrobe with hinged Gola doors.

Structure and doors in open-pore  
mother of pearl 224 lacquer.

Integrated handles in matt  
mother of pearl 124 lacquer.







**Il look monocromatico per l'armadio con anta a gola. contribuisce a definire la zona notte. e non solo...**

The charm of a single colour for this door with a grip channel. It helps define the bedroom. And it doesn't stop there.....



**Composizione 308**

L 304 P 67 H 255 cm

Armadio battente anta Gola.

Struttura e ante in laccato opaco  
carta da zucchero 155.

Maniglia integrata laccato opaco  
carta da zucchero 155.

**Arrangement 308**

W 304 D 67 H 255 cm

Wardrobe with hinged Gola doors.

Structure and doors in matt blue  
grey 155 lacquer.

Integrated handles in matt blue  
grey 155 lacquer.



# Cabine Armadio & Attrezzatura interna

SISTEMA FLESSIBILE, FUNZIONALE E, AL TEMPO STESSO, ESTETICAMENTE PIACEVOLE  
CHE CONSENTONO DI SFRUTTARE AL MEGLIO LO SPAZIO.

A FLEXIBLE, FUNCTIONAL AND AESTHETICALLY PLEASING SYSTEM TO EXPLOIT SPACES  
TO THE BEST ADVANTAGE.





#### Composizione 400

L 360 P 57 H 216 cm

Cabina armadio Selz  
finitura materico frassino  
cenere. Ripiani, basi, cassettiere  
e gli altri elementi, attrezzature  
e accessori, assicurano  
massima personalizzazione.

#### Arrangement 400

W 360 D 57 H 216 cm

Selz walk-in wardrobe in  
textured ash-grey ash. Shelves,  
base units, drawer units and  
other elements including  
fittings and accessories offer  
unsurpassable customisation.





# Cabi- na Armadio Seltz

## finiture struttura / carcass finishes



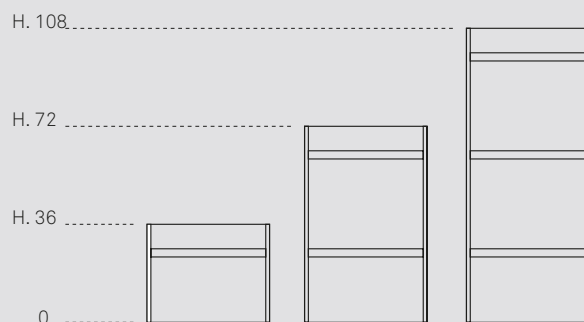
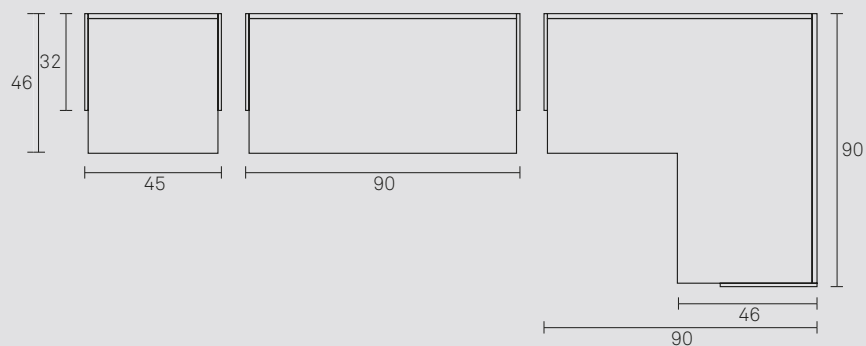
**MT-PA MP**  
Madreperla  
Mother of pearl



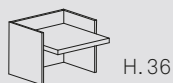
**MT-FC**  
Frassino Cenere  
Ash-grey ash

## MODULARITÀ CABINA SELTZ / MODULARITY OF SELTZ WALK-IN-CLOSET

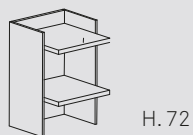
P.57



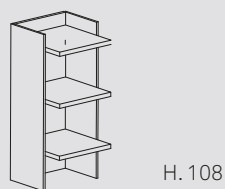
L. 45



H. 36  
Elemento cabina sospeso con 1 ripiano e 1 tubo appendiabiti / Wall-hung walk-in-closet element with 1 shelf and 1 hanging rail

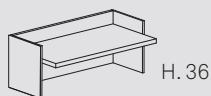


H. 72  
Elemento cabina sospeso con 2 ripiani e 1 tubo appendiabiti / Wall-hung walk-in-closet element with 2 shelves and 1 hanging rail

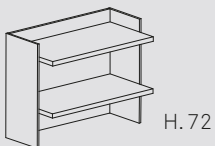


H. 108  
Elemento cabina sospeso con 3 ripiani e 1 tubo appendiabiti / Wall-hung walk-in-closet element with 3 shelves and 1 hanging rail

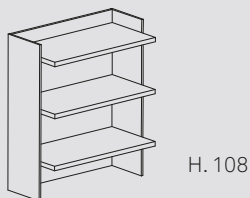
L. 90



H. 36  
Elemento cabina sospeso con 1 ripiano e 1 tubo appendiabiti  
Wall-hung walk-in-closet element with 1 shelf and 1 hanging rail

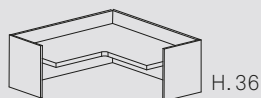


H. 72  
Elemento cabina sospeso con 2 ripiani e 1 tubo appendiabiti  
Wall-hung walk-in-closet element with 2 shelves and 1 hanging rail

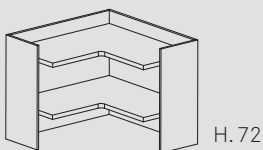


H. 108  
Elemento cabina sospeso con 3 ripiani e 1 tubo appendiabiti  
Wall-hung walk-in-closet element with 3 shelves and 1 hanging rail

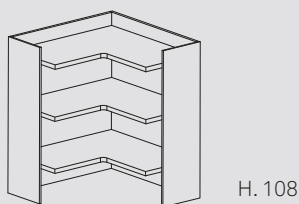
L. 90 angolare



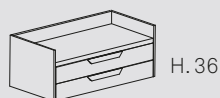
H. 36  
Elemento cabina sospeso angolo con 1 ripiano e 1 tubo appendiabiti / Corner wall-hung walk-in-closet element with 1 shelf and 1 hanging rail



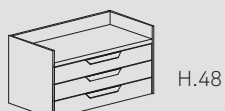
H. 72  
Elemento cabina sospeso angolo con 2 ripiani e 1 tubo appendiabiti / Corner wall-hung walk-in-closet element with 2 shelves and 1 hanging rail



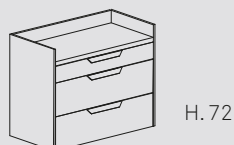
H. 108  
Elemento cabina sospeso angolo con 3 ripiani e 1 tubo appendiabiti / Corner wall-hung walk-in-closet element with 3 shelves and 1 hanging rail



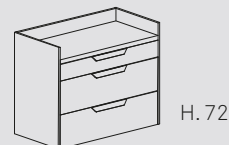
H. 36  
Cassettiera sospesa 2 cassetti / Wall-hung 2-drawer unit



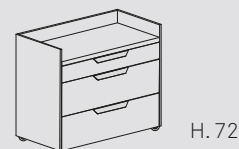
H. 48  
Cassettiera sospesa 3 cassetti / Wall-hung 3-drawer unit



H. 72  
Cassettiera sospesa 3 cassetti / Wall-hung 3-drawer unit



H. 72  
Cassettiera a terra 3 cassetti / Floor-standing 3-drawer unit

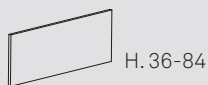


H. 72  
Cassettiera a terra 3 cassetti con ruote / Floor-standing 3-drawer unit on castors

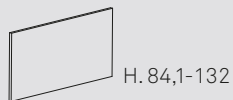
L. 90-135-180-225-270



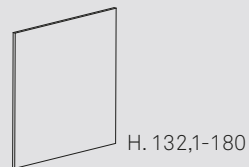
P. 57  
Pedana sp. 3 / 3 cm thick baseboard



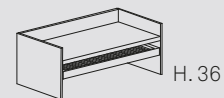
H. 36-84  
Boiserie sp. 2 / 2 cm thick wall panelling



H. 84,1-132  
Boiserie sp. 2 / 2 cm thick wall panelling  
Boiserie esp. 2



H. 132,1-180  
Boiserie sp. 2 / 2 cm thick wall panelling



H. 36  
Porta pantaloni sospeso / Wall-hung trouser-rack

# Attrezzatura interna

INTERIOR FITTINGS







**Una grande versatilità contraddistingue il programma armadi logica che permette di personalizzare l'interno dell'armadio e le cabine armadio attraverso innumerevoli attrezzature interne. È facile quindi organizzare lo spazio della zona notte e ordinare il guardaroba.**

The Logica wardrobe collection features extensive versatility, allowing you to customise the inside of your wardrobe or walk-in-wardrobe with countless interior fittings. Organising your bedroom and wardrobe becomes child's play.

# Attrezzatura interna

INTERIOR FITTINGS



DIVISIONE INTERNA ALTA  
Tall interior shelving unit



DIVISIONE INTERNE BASSA  
Small interior shelving unit



CASSETTIERA INTERNA  
2-3-4-5-6 CASSETTI  
Interior 2-3-4-5-6  
drawer unit divider



Per vani da:  
For compartments from:  
L. 43,7 - L. 47,7 - L. 57,3 - L. 90 - L. 98 - L. 117,2 - L.136,2 (90 + 43,7)



CASSETTIERA INTERNA  
SOSPESA A 1-2 CASSETTI  
Wall-hung interior  
1 or 2-drawer unit

Per vani da:  
For compartments from:  
L. 43,7 - L. 47,7 - L. 57,3  
L. 90 - L. 98 - L. 117,2

**finiture struttura / carcass finishes**



**Tramato madreperla**  
Fabric-effect mother of pearl



**colori laccati opachi a campionario (vedi pagina 182)**  
choice of matt lacquered colours from our range (see page 182)

**finiture accessori metallo/ finishes of metal accessories**



**antracite**  
anthracite



**RIPIANO INTERNO LEGNO**  
Wood interior shelf

Ripiani interni sp. 4 cm.  
4 cm thick interior shelves

Per vani da:  
For compartments from:  
L. 43,7 - L. 47,7 - L. 57,3 - L. 90  
L. 98 - L. 117,2 - L. 136,2



**RIPIANO INTERNO VETRO**  
Glass interior shelf

Finitura vetro fumè sp. 8 mm.  
8 mm thick smoked glass

Per vani da:  
For compartments from:  
L. 43,7 - L. 47,7 - L. 57,3 - L. 90 - L. 98



**RIPIANO FISSO LUMINOSO IN VETRO**  
Fixed luminous glass shelf

Finitura: telaio in metallo antracite / vetro fumé  
Finish: anthracite metal frame / smoked glass

Per vani da:  
For compartments from:  
L. 43,7 - L. 47,7 - L. 57,3  
L. 90 - L. 98 - 117,2



**RIPIANO ESTRAIBILE IN VETRO**  
Pullout glass shelf

Finitura: telaio in metallo antracite / vetro fumé  
Finish: anthracite metal frame / smoked glass

Per vani da:  
For compartments from:  
L. 43,7 - L. 47,7 - L. 57,3  
L. 90 - L. 98 - 117,2

# Attrezzatura interna

INTERIOR FITTINGS



**RASTER  
PORTA-OGGETTI  
PER VASSOIO  
ESTRAIBILE**  
Raster unit  
trinket compartment  
for pullout tray



**PORTASCARPE**  
Pullout shoe-rack

Finitura: telaio in metallo antracite.  
Anthracite metal frame.

Per vani da:  
For compartments from:  
L. 57,3 - L. 90 - L. 98 - 117,2



**PORTA PANTALONI  
ESTRAIBILE**  
Pullout trouser-rack

Finitura: telaio in metallo antracite.  
Anthracite metal frame.

Per vani da:  
For compartments from:  
L. 43,7 - L. 47,7 - L. 57,3  
L. 90 - L. 98 - L. 117,2



**APPENDIABITI**  
Changing rail with light

Tubo in metallo antracite.  
Anthracite-coloured metal rail.

Per vani da:  
For compartments from:  
L. 43,7 - L. 47,7 - L. 57,3  
L. 90 - L. 98 - L. 117,2 - L.136,2  
angolo/corner



**SERVETTO  
PULLOUT COAT HANGER**

Servetto satinato in finitura antracite.  
Anthracite-coloured satin pull-down  
rail.

Per vani da  
For compartments from  
Para cuerpos de:  
L. 90 - L. 98 - L.117,2

**finiture struttura / carcass finishes**



**Tramato madreperla**  
Fabric-effect mother of pearl



**colori laccati opachi a campionario (vedi pagina 182)**  
choice of matt lacquered colours from our range (see page 182)

**finiture accessori metallo/ finishes of metal accessories**




**antracite**  
anthracite



**SPECCHIO INTERNO  
ESTRAIBILE E ORIENTABILE**  
Specchio Interno  
estraibile e orientabile

Specchio interno fisso, orientabile e estraibile da applicare all'anta o al fianco.

Fixed, adjustable or pull-out interior mirror to be fixed to the door or to the end side panels.



**PIOLINO ESTRAIBILE  
APPENDIABITI**  
Pullout coat hanger

Piolino estraibile appendigrucce su fronte ripiano.

Pullout coat hanger peg on shelf front.



**LAMPADA LED  
CON SENSORE  
INTEGRATO**  
Neon hanging rail with  
integrated sensor.

Per tutti i vani  
For all compartments



**LUCE VERTICALE  
PER FIANCO**  
Vertical light  
for sidepanel

Armadi

# Spazi Risolti

L'ESTREMA MODULARITÀ DI LOGICA PERMETTE DI OTTENERE UN ORDINE PRATICAMENTE SU MISURA. LE ANTE NASCONDONO RIPIANI E ACCESSORI, LA MODULARITÀ È AL SERVIZIO DELL'ORDINE, UN RISULTATO ESTETICO E FUNZIONALE DI GRANDE EFFICACIA. LE ATTREZZATURE INTERNE, I COLORI, LE ESSENZE, LE MANIGLIE, TUTTO DIVENTA FACILE PER REALIZZARE SOLUZIONI PERSONALIZZATE CHE MANTENGONO SEMPRE INALTERATE LE FUNZIONI ORGANIZZATIVE ED ESTETICHE.

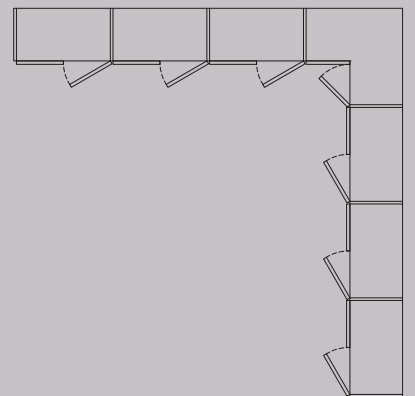
LOGICA MODULARITY ALLOWS CUSTOM-MADE ORDERS. DOORS HIDE SHELVES AND INTERIOR FITTINGS; MODULARITY ENCOURAGES TIDYNESS AND SERVES THE PURPOSE OF BOTH FUNCTIONALITY AND ELEGANCE. INTERIOR FITTINGS, COLOURS, ESSENCES, HANDLES, EVERYTHING HELPS CREATING CUSTOM-MADE SOLUTIONS FOR A WARDROBE THAT HAS TO BE AT THE SAME TIME FUNCTIONAL AND ELEGANT.

## ELEMENTO AD ANGOLO\_CORNER UNIT



Un angolo sfruttato in tutto il suo spazio. L'apertura delle due ante di questo modello battente permette di accedere senza compromessi al modulo angolare, internamente attrezzato con un comodo ripiano che ne segue la forma e con gli indispensabili tubi porta abiti.

A corner in which all the space has been exploited. By opening the two doors of this hinged door model it is possible to gain access to the corner module that has been fitted on the inside with a handy shelf, that follows the shape of the module, and with indispensable hanging rails.

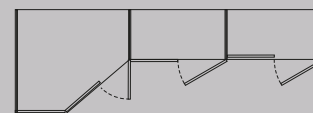




CABINA SPOGLIATOIO A 2 ANTE 45° / Closet with 2 doors 45

All'insegna della massima organizzazione dello spazio e della funzionalità, soluzioni anche esterne, come l'angolo a 45° che permette di ampliare l'armadio in entrambi i lati, pensando al futuro.

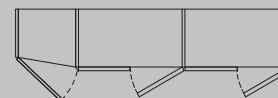
Under the banner of maximum organisation of space and functionality, with solutions even externally, like the 45° angle allowing the cupboard to be enlarged on both sides, thinking ahead.



ELEMENTO TERMINALE /End module

Il modulo terminale obliquo conclude la composizione con un piccolo gesto di eleganza, includendo nella sua attrezzatura i ripiani che ne aprono l'utilizzo anche alle esigenze più informali. Il progetto di una parete trova così armonia ed equilibrio.

The oblique end module finishes the arrangements with a light touch of elegance, including shelves in its fittings that open it up to the most informal uses. In this way, the project of a back-to-wall wardrobe finds harmony and balance.



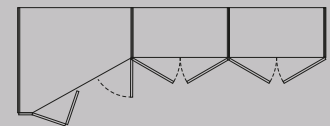




CABINA SPOGLIATOIO A 3 ANTE/ Furnished space: 3-door walk-in-closet

Per vivere appieno la comodità di una cabina armadio si può sviluppare in obliquo la composizione ad angolo, creando oltre le ante battenti tutto lo spazio per un vero spogliatoio, con specchi e tante attrezzature per rendere pratico e d'effetto il rito quotidiano dell'abbigliamento.

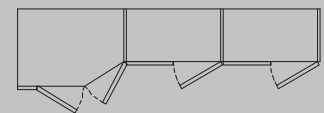
To live the comfort of a walk-in-wardrobe to the full, the corner arrangement can be developed obliquely, creating all the space of a real walk-in-wardrobe behind the hinged doors, with mirrors and lots of fittings to make the daily dressing ritual practical and stunning.



CABINA SPOGLIATOIO A 2 ANTE / Furnished space: 2-door walk-in-closet

Non serve chissà quale spazio per dotare il proprio armadio di una vera cabina. E' sufficiente l'attento calcolo delle proporzioni del modello battente per inserire un modulo più profondo con anta obliqua a rientrare e il gioco è fatto.

You need a lot less space than you would think to fit your wardrobe with a real walk-in-closet. All you need to do is to carefully calculate the proportions of the hinged door model to add a deeper module with an oblique receding door and your walk-in-closet is ready to use.



# Pagine Tec- niche

IL VETRO LUCIDO O SATINATO CHE GIOCA SULLE TRASPARENZE, IL FASCINO NATURALE DELLE ESSENZE CHE METTONO IN RISALTO LE VENATURE E LA MATERICITÀ, I COLORI VIVACI O NEUTRI... SCOPRI IN QUESTE PAGINE LE GAMMA DEI COLORI E FINITURE DEL SISTEMA LOGICA: PERSONALIZZA A PIACERE IL TUO ARMADIO, SCEGLI ANCHE LA MANIGLIA E ORGANIZZA IL SUO INTERNO.

THE GLOSS AND SATIN GLASS THAT PLAYS WITH TRANSPARENCIES, THE CHARM OF NATURAL WOOD THAT SHOWS OFF ITS GRAIN AND TEXTURE, BRIGHT OR NEUTRAL COLOURS: ALL FEATURES THAT SET A TREND. DISCOVER THE RANGE OF COLOURS AND FINISHES AVAILABLE FOR THE LOGICA SYSTEM ON THESE PAGES. CUSTOMISE YOUR WARDROBE AS YOU PREFER, CHOOSE YOUR HANDLE AND ORGANISE THE INSIDE TOO.

# Denver page 6



Larghezza vano /  
Compartment width  
117,2 - 136,2 cm

Altezza / Height  
236 - 255 cm

Profondità / Depth  
67,1 cm

## finiture ante / doors finishes

### LACCATI / LACQUERED



**colori laccati opachi  
a campionario (vedi pagina 182)**  
choice of matt lacquered colours  
from our range (see page 182)

### LACCATI PORO APERTO / OPEN PORE LACQUERED



**221 PA**  
Bianco Gesso  
Chalk white



**222 PA**  
Panna  
Cream



**224 PA**  
Madreperla  
Mother of pearl



**227 PA**  
Hot  
Hot grey



**230 PA**  
Grigio Piacenza  
Piacenza grey



**250 PA**  
Canapa  
Hemp



**252 PA**  
Pomice  
Pumice



**260 PA**  
Antracite  
Anthracite

## finiture inserto / insert finishes

### MATERICO ESSENZA / WOOD TEXTURED



**MT-FC**  
Frassino Cenere  
Ash-grey ash



**MT-RT**  
Rovere Termocotto  
Heat-treated Oak

### MATERICO NODATO / KNOTTED TEXTURED



**MT-RNC**  
Nodato chiaro  
Light Knotted



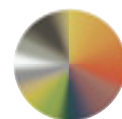
**MT-RNS**  
Nodato scuro  
Dark knotted

### MATERICO / TEXTURED



**MT-MB**  
Maya Bronze

### LACCATI / LACQUERED



**colori laccati opachi  
a campionario (vedi pagina 182)**  
choice of matt lacquered colours  
from our range (see page 182)

### LACCATI PORO APERTO / OPEN PORE LACQUERED



**221 PA**  
Bianco Gesso  
Chalk white



**222 PA**  
Panna  
Cream



**224 PA**  
Madreperla  
Mother of pearl



**227 PA**  
Hot  
Hot grey



**230 PA**  
Grigio Piacenza  
Piacenza grey



**250 PA**  
Canapa  
Hemp



**252 PA**  
Pomice  
Pumice



**260 PA**  
Antracite  
Anthracite

### VETRO / GLASS



**vetro lucido colorato a campionario  
(vedi pagina 183)**  
choice of gloss coloured glass from  
our range (see page 183)

### SPECCHIO / MIRROR



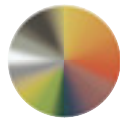
**383**  
Specchio grigio  
Grey mirror

# Puzzle page 12



## finiture ante / doors finishes

### LACCATI / LACQUERED



**colori laccati opachi a campionario (vedi pagina 182)**  
choice of matt lacquered colours from our range (see page 182)

### LACCATI PORO APERTO / OPEN PORE LACQUERED



**221 PA**  
Bianco Gesso  
Chalk white



**222 PA**  
Panna  
Cream



**224 PA**  
Madreperla  
Mother of pearl



**227 PA**  
Hot  
Hot grey




**230 PA**  
Grigio Piacenza  
Piacenza grey



**250 PA**  
Canapa  
Hemp



**252 PA**  
Pomice  
Pumice



**260 PA**  
Antracite  
Anthracite

Larghezza vano /  
Compartment width  
117,2 - 136,2 cm

Altezza / Height  
236 - 255 cm

Profondità / Depth  
67,1 cm

### profilo /trims



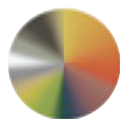
**colori laccati opachi a campionario (vedi pagina 182)**  
choice of matt lacquered colours from our range (see page 182)

# Kryzia page 32



## finiture ante / doors finishes

### LACCATI / LACQUERED



**colori laccati opachi a campionario (vedi pagina 182)**  
choice of matt lacquered colours from our range (see page 182)

### LACCATI PORO APERTO / OPEN PORE LACQUERED



**221 PA**  
Bianco Gesso  
Chalk white



**222 PA**  
Panna  
Cream



**224 PA**  
Madreperla  
Mother of pearl



**227 PA**  
Hot  
Hot grey



**230 PA**  
Grigio Piacenza  
Piacenza grey



**250 PA**  
Canapa  
Hemp



**252 PA**  
Pomice  
Pumice



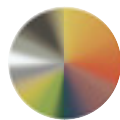
**260 PA**  
Antracite  
Anthracite

Larghezza vano /  
Compartment width  
117,2 - 136,2 cm

Altezza / Height  
236 - 255 cm

Profondità / Depth  
67,1 cm

### profilo /trims



**colori laccati opachi a campionario (vedi pagina 182)**  
choice of matt lacquered colours from our range (see page 182)



Larghezza vano /  
Compartment width  
90 - 98 - 117,2 - 136,2 cm

Altezza / Height  
236 - 255 cm

Profondità / Depth  
67,1 cm

## finiture ante / doors finishes

### LACCATI / LACQUERED



**colori laccati opachi  
a campionario (vedi pagina 182)**  
choice of matt lacquered colours  
from our range (see page 182)

### LACCATI PORO APERTO / OPEN PORE LACQUERED



**221 PA**  
Bianco Gesso  
Chalk white




**222 PA**  
Panna  
Cream



**224 PA**  
Madreperla  
Mother of pearl



**227 PA**  
Hot  
Hot grey



**230 PA**  
Grigio Piacenza  
Piacenza grey



**250 PA**  
Canapa  
Hemp



**252 PA**  
Pomice  
Pumice



**260 PA**  
Antracite  
Anthracite

## finiture fascia / band finishes

### MATERICO ESSENZA / WOOD TEXTURED



**MT-FC**  
Frassino Cenere  
Ash-grey ash



**MT-RT**  
Rovere Termocotto  
Heat-treated Oak

### MATERICO NODATO / KNOTTED TEXTURED



**MT-RNC**  
Nodato chiaro  
Light Knotted



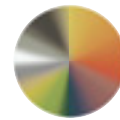
**MT-RNS**  
Nodato scuro  
Dark knotted

### MATERICO / TEXTURED



**MT-MB**  
Maya Bronze

### LACCATI / LACQUERED



**colori laccati opachi a  
campionario (vedi pagina 182)**  
choice of matt lacquered colours  
from our range (see page 182)

### LACCATI PORO APERTO / OPEN PORE LACQUERED



**221 PA**  
Bianco Gesso  
Chalk white




**222 PA**  
Panna  
Cream



**224 PA**  
Madreperla  
Mother of pearl



**227 PA**  
Hot  
Hot grey




**230 PA**  
Grigio Piacenza  
Piacenza grey



**250 PA**  
Canapa  
Hemp



**252 PA**  
Pomice  
Pumice



**260 PA**  
Antracite  
Anthracite

# Athena page 24



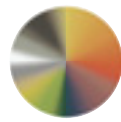
Larghezza vano /  
Compartment width  
90 - 98 - 117,2 - 136,2 cm

Altezza / Height  
236 - 255 cm

Profondità / Depth  
67,1 cm

## finiture struttura e ante / carcass and doors finishes

LACCATI / LACQUERED



**colori laccati opachi  
a campionario (vedi pagina 182)**  
choice of matt lacquered colours  
from our range (see page182)

LACCATI PORO APERTO / OPEN PORE LACQUERED



**221 PA**  
Bianco Gesso  
Chalk white




**222 PA**  
Panna  
Cream



**224 PA**  
Madreperla  
Mother of pearl



**227 PA**  
Hot  
Hot grey




**230 PA**  
Grigio Piacenza  
Piacenza grey



**250 PA**  
Canapa  
Hemp



**252 PA**  
Pomice  
Pumice



**260 PA**  
Antracite  
Anthracite

## finiture fascia e inserto maniglia / band and handle insert finishes

MATERICO ESSENZA / WOOD TEXTURED



**MT-FC**  
Frassino Cenere  
Ash-grey ash



**MT-RT**  
Rovere Termocotto  
Heat-treated Oak

MATERICO NODATO / KNOTTED TEXTURED



**MT-RNC**  
Nodato chiaro  
Light Knotted



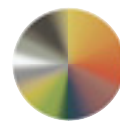
**MT-RNS**  
Nodato scuro  
Dark knotted

MATERICO / TEXTURED



**MT-MB**  
Maya Bronze

LACCATI / LACQUERED



**colori laccati opachi a  
campionario (vedi pagina182)**  
choice of matt lacquered  
colours from our range (see  
page 182)

LACCATI PORO APERTO / OPEN PORE LACQUERED



**221 PA**  
Bianco Gesso  
Chalk white



**222 PA**  
Panna  
Cream



**224 PA**  
Madreperla  
Mother of pearl



**227 PA**  
Hot  
Hot grey



**230 PA**  
Grigio Piacenza  
Piacenza grey



**250 PA**  
Canapa  
Hemp



**252 PA**  
Pomice  
Pumice



**260 PA**  
Antracite  
Anthracite

## finiture solo per inserto maniglia / handle insert finishes only

VETRO / GLASS




**vetro lucido colorato a campionario  
(vedi pagina 183)**  
choice of gloss coloured glass from  
our range (see page183)

SPECCHIO / MIRROR




**383**  
Specchio grigio  
Grey mirror

MOSAICO / MOSAIC



Brown



Silver



Grey

# Liscia page 40



Larghezza vano /  
Compartment width  
90 - 98 - 117,2 cm

Altezza / Height  
236 - 255 - 287 cm

Profondità / Depth  
67,1 cm

## finiture ante / doors finishes

MATERICO ESSENZA /  
WOOD TEXTURED



**MT-FC**  
Frassino Cenere  
Ash-grey ash

ESSENZE / WOODS



**LGN-FC**  
Frassino cenere  
Ash-grey ash

MATERICO OPACO / MATT TEXTURED



**MT-OC BG**  
Bianco Gesso  
Chalk white



**MT-OC MP**  
Madreperla  
Mother of pearl

MATERICO PORO APERTO / OPEN PORE TEXTURED



**MT-PA BG**  
Bianco Gesso  
Chalk white



**MT-PA MP**  
Madreperla  
Mother of pearl

LACCATI PORO APERTO / OPEN PORE LACQUERED



**221 PA**  
Bianco Gesso  
Chalk white



**222 PA**  
Panna  
Cream



**224 PA**  
Madreperla  
Mother of pearl



**227 PA**  
Hot  
Hot grey




**230 PA**  
Grigio Piacenza  
Piacenza grey



**250 PA**  
Canapa  
Hemp



**252 PA**  
Pomice  
Pumice




**260 PA**  
Antracite  
Anthracite

LACCATI / LACQUERED



**colori laccati opachi e lucidi  
a campionario (vedi pagina 182)**  
choice of gloss and matt  
lacquered colours from our range  
(see page 182)

# Liscia 2 settori page 40



Larghezza vano /  
Compartment width  
136,2 cm

Altezza / Height  
236 - 255 cm

Profondità / Depth  
67,1 cm

## finiture ante / doors finishes

MATERICO OPACO / MATT TEXTURED



**MT-OC BG**  
Bianco Gesso  
Chalk white



**MT-OC MP**  
Madreperla  
Mother of pearl

MATERICO PORO APERTO / OPEN PORE TEXTURED

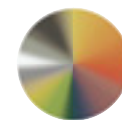


**MT-PA BG**  
Bianco Gesso  
Chalk white



**MT-PA MP**  
Madreperla  
Mother of pearl

LACCATI / LACQUERED



**colori laccati opachi  
a campionario (vedi pagina 182)**  
choice of matt lacquered colours  
from our range (see page 182)

LACCATI PORO APERTO / OPEN PORE LACQUERED



**221 PA**  
Bianco Gesso  
Chalk white



**222 PA**  
Panna  
Cream



**224 PA**  
Madreperla  
Mother of pearl



**227 PA**  
Hot  
Hot grey




**230 PA**  
Grigio Piacenza  
Piacenza grey



**250 PA**  
Canapa  
Hemp



**252 PA**  
Pomice  
Pumice



**260 PA**  
Antracite  
Anthracite

## Madras page 46

Larghezza vano / Compartment width  
90 - 98 - 117,2 - 136,2 cm

Altezza / Height  
236 - 255 cm

Profondità / Depth  
67,1 cm



### MADRAS (L 117,2 - 136,2 cm)

Armadio scorrevole anta Madras. Anta specchio decorato effetto telato, specchio satinato bronzato, specchio decorato effetto legno, specchio bronzato 382 e specchio decorato effetto quadri.

Wardrobe with sliding Madras doors. Mirror door with fabric-effect finish, bronzed satin mirror, wood-effect decorated mirror, bronzed mirror 382 and chequer-effect decorated mirror.



### MADRAS (L 90 - 98 cm)

Armadio scorrevole anta Madras. Anta specchio decorato effetto telato, specchio satinato bronzato, specchio bronzato 382 e specchio decorato effetto quadri.

Wardrobe with sliding Madras doors. Mirror door with decorative fabric-effect finish, bronzed satin mirror, bronzed mirror 382 and chequer-effect decorated mirror.

## maniglia integrata / integrated handles

---

LACCATI / LACQUERED



**colori laccati opachi a campionario**  
**(vedi pagina 182)**  
choice of matt lacquered colours  
from our range (see page 182)



# Kelly page 52

Larghezza vano / Compartment width  
90 - 98 - 117,2 - 136,2 cm

Altezza / Height  
236 - 255 cm

Profondità / Depth  
67,1 cm

LC LC ST LC ST



## KELLY WHITE

Vetro lucido colorato madreperla 324, vetro lucido colorato bianco gesso 121, vetro satinato colorato hot 427.

Gloss mother of pearl 324 coloured glass, gloss chalk white 121 coloured glass, hot 427 coloured satin glass.

LC LC ST LC ST



## KELLY YOUNG

Vetro lucido colorato bianco gesso 321, vetro lucido colorato salvia 359, vetro satinato blu avio 454 e vetro satinato carta da zucchero 455.

Gloss chalk white 321 coloured glass, gloss sage 359 coloured glass, airforce blue 454 coloured satin glass and blue grey 455 coloured satin glass.

LC LC ST LC ST



## KELLY GREEN

Vetro lucido colorato bianco gesso 321, vetro lucido colorato zafferano 358, vetro satinato colorato muschio 453, vetro satinato colorato antracite 460.

Gloss chalk white 321 coloured glass, gloss saffron 358 coloured glass, moss green 453 coloured satin glass, anthracite 460 coloured satin glass.

LCLC ST LC ST



## KELLY GLAMOUR

Vetro lucido colorato hot 327, vetro lucido bordeaux 356 e vetro satinato colorato bordeaux 456, vetro satinato colorato antracite 460.

Gloss hot 327 coloured glass, gloss burgundy 356 coloured glass and burgundy 356 coloured satin glass, anthracite 460 coloured satin glass.

### LEGENDA / LEGEND:

**ST** Vetro satinato/  
Satin gloss

**LC** Vetro lucido/  
Gloss glass

## maniglia integrata / integrated handles

LACCATI / LACQUERED



**colori laccati opachi a campionario (vedi pagina 182)**  
choice of matt lacquered colours from our range (see page 182)

## optional personalizzazione anta / optional customization door

VETRO / GLASS



**vetro lucido / satinato colorato a campionario (vedi pagina 183)**  
choice of gloss / satin coloured glass from our range (see page 183)

## Kross page 60

Larghezza vano / Compartment width  
117,2 - 136,2 cm

Altezza / Height  
255 cm

Profondità / Depth  
67,1 cm



### finiture ante / doors finishes

---

VETRO / GLASS



**vetro lucido / satinato colorato a campionario (vedi pagina 183)**  
choice of gloss / satin coloured glass  
from our range (see page 183)

### finiture profilo e manigli integrata / trim and integrated handle finishes

---

LACCATI / LACQUERED



**colori laccati opachi a campionario (vedi pagina 182)**  
choice of matt lacquered colours  
from our range (see page 182)

#### LEGENDA / LEGEND:

**ST** Vetro satinato/ Satin gloss


**LC** Vetro lucido/ Gloss glass

# Cristal page 70

Larghezza vano / Compartment width  
117,2 - 136,2 cm

Altezza / Height  
255 cm

Profondità / Depth  
67,1 cm



## finiture ante / doors finishes

### VETRO / GLASS



**vetro lucido / satinato colorato a campionario (vedi pagina 183)**  
choice of gloss / satin coloured glass from our range (see page 183)

### SPECCHI / MIRRORS



**383**  
Specchio Grigio  
Grey mirror



**393**  
Specchio Grigio satinato  
Grey satin mirror

## maniglia integrata / integrated handles

### LACCATI / LACQUERED



**colori laccati opachi a campionario (vedi pagina 182)**  
choice of matt lacquered colours from our range (see page 182)

### LEGENDA / LEGEND:

**ST** Vetro satinato/ Satin gloss

**LC** Vetro lucido/ Gloss glass

**383** Specchio Grigio / Grey mirror

**393** Specchio Grigio satinato / Grey satin mirror

# Strike page 76



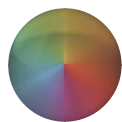
Larghezza vano  
Compartment width  
90 - 117,2 - 136,2 cm

Altezza / Height  
236 - 255 cm

Profondità / Depth  
67,1 cm

## finiture ante / doors finishes

### VETRO / GLASS



**vetro lucido colorato a campionario (vedi pagina 183)**  
choice of gloss coloured glass from our range (see page 183)

### SPECCHIO / MIRROR



**specchio argentato**  
silver mirror

### LACCATI PORO APERTO / OPEN PORE LACQUERED



**221 PA**  
Bianco Gesso  
Chalk white




**222 PA**  
Panna  
Cream



**224 PA**  
Madreperla  
Mother of pearl



**227 PA**  
Hot  
Hot grey



**230 PA**  
Grigio Piacenza  
Piacenza grey



**250 PA**  
Canapa  
Hemp



**252 PA**  
Pomice  
Pumice



**260 PA**  
Antracite  
Anthracite

### ● pannello disponibile in essenza / ● panels available in wood

#### ESSENZE / WOODS



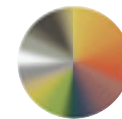
**LGN-FC**  
Frassino cenere  
Ash-grey ash



**LGN-RT**  
Rovere Termocotto  
Heat-treated Oak

### maniglia integrata /integrated handles


#### LACCATI / LACQUERED



**colori laccati opachi a campionario (vedi pagina 182)**  
choice of matt lacquered colours from our range (see page 182)

### \* pannello disponibile con grafiche / \* panels available with decors

#### GRAFICHE / GRAPHICS



1007



1011



1013



1016



1024

## Step 3 page 84



Larghezza vano /  
Compartment width  
90 - 98 - 117,2 136,2 cm

Altezza / Height  
236 - 255 cm

Profondità / Depth  
67,1 cm

### finiture ante / doors finishes

ESSENZE / WOODS



**LGN-FC**  
Frassino cenere  
Ash-grey ash

LACCATI / LACQUERED



**colori laccati opachi  
a campionario (vedi pagina 182)**  
choice of matt lacquered colours  
from our range (see page 182)

VETRO / GLASS



**vetro lucido colorato a campionario  
(vedi pagina 183)**  
choice of gloss coloured glass from  
our range (see page 183)

LACCATI PORO APERTO / OPEN PORE LACQUERED



**221 PA**  
Bianco Gesso  
Chalk white



**222 PA**  
Panna  
Cream



**224 PA**  
Madreperla  
Mother of pearl



**227 PA**  
Hot  
Hot grey



**230 PA**  
Grigio Piacenza  
Piacenza grey



**250 PA**  
Canapa  
Hemp



**252 PA**  
Pomice  
Pumice



**260 PA**  
Antracite  
Anthracite

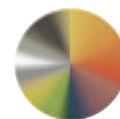
SPECCHI / MIRRORS



**383**  
Specchio Grigio  
Grey mirror

### maniglia integrata / integrated handles

LACCATI / LACQUERED



**colori laccati opachi  
a campionario (vedi pagina 182)**  
choice of matt lacquered colours  
from our range (see page 182)

## Segno page 98



Larghezza vano / Compartment width  
90 - 98 - 117,2 - 136,2 cm

Altezza / Height 236 - 255 cm

Profondità / Depth 67,1 cm

### finiture ante / doors finishes

LACCATI PORO APERTO / OPEN PORE LACQUERED



**221 PA**  
Bianco Gesso  
Chalk white



**222 PA**  
Panna  
Cream



**224 PA**  
Madreperla  
Mother of pearl



**227 PA**  
Hot  
Hot grey




**230 PA**  
Grigio Piacenza  
Piacenza grey



**250 PA**  
Canapa  
Hemp



**252 PA**  
Pomice  
Pumice



**260 PA**  
Antracite  
Anthracite

# Meridiana page 92



## finiture ante / doors finishes

LACCATI PORO APERTO / OPEN PORE LACQUERED



**221 PA**  
Bianco Gesso  
Chalk white



**222 PA**  
Panna  
Cream



**224 PA**  
Madreperla  
Mother of pearl



**227 PA**  
Hot  
Hot grey



**230 PA**  
Grigio Piacenza  
Piacenza grey



**250 PA**  
Canapa  
Hemp

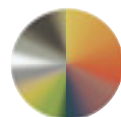


**252 PA**  
Pomice  
Pumice



**260 PA**  
Antracite  
Anthracite

LACCATI / LACQUERED



**colori laccati opachi e lucidi a campionario (vedi pagina 182)**  
choice of gloss and matt lacquered colours from our range (see page 182)

Larghezza vano  
Compartment width  
90 - 98 - 117,2 - 136,2 cm

Altezza / Height  
236 - 255 cm


Profondità / Depth  
67,1 cm

## finiture inserto / insert finishes

ESSENZE / WOODS



**LGN-FC**  
Frassino cenere  
Ash-grey ash



**LGN-RT**  
Rovere Termocotto  
Heat-treated Oak

LACCATI / LACQUERED



**colori laccati opachi e lucidi a campionario (vedi pagina 182)**  
choice of gloss and matt lacquered colours from our range (see page 182)

LACCATI PORO APERTO / OPEN PORE LACQUERED



**221 PA**  
Bianco Gesso  
Chalk white



**222 PA**  
Panna  
Cream



**224 PA**  
Madreperla  
Mother of pearl



**227 PA**  
Hot  
Hot grey



**230 PA**  
Grigio Piacenza  
Piacenza grey



**250 PA**  
Canapa  
Hemp



**252 PA**  
Pomice  
Pumice



**260 PA**  
Antracite  
Anthracite



Larghezza vano  
Compartment width  
90- 98 - 117,2 cm

Altezza / Height  
236 - 255 - 287 cm

Profondità / Depth  
67,1 cm

## finiture ante / doors finishes

### ESSENZE / WOODS



**LGN-FC**  
Frassino cenere  
Ash-grey ash

### MATERICO ESSENZA / WOOD TEXTURED



**MT-FC**  
Frassino Cenere  
Ash-grey ash

### MATERICO OPACO / MATT TEXTURED



**MT-OC BG**  
Bianco Gesso  
Chalk white



**MT-OC MP**  
Madreperla  
Mother of pearl

### MATERICO PORO APERTO / OPEN PORE TEXTURED



**MT-PA BG**  
Bianco Gesso  
Chalk white



**MT-PA MP**  
Madreperla  
Mother of pearl

### LACCATI PORO APERTO / OPEN PORE LACQUERED



**221 PA**  
Bianco Gesso  
Chalk white




**222 PA**  
Panna  
Cream



**224 PA**  
Madreperla  
Mother of pearl



**227 PA**  
Hot  
Hot grey




**230 PA**  
Grigio Piacenza  
Piacenza grey



**250 PA**  
Canapa  
Hemp



**252 PA**  
Pomice  
Pumice



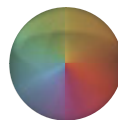
**260 PA**  
Antracite  
Anthracite

### LACCATI / LACQUERED



**colori laccati opachi e lucidi  
a campionario (vedi pagina 182)**  
choice of gloss and matt lacquered  
colours from our range (see page 182)

### VETRO / GLASS



**vetro lucido colorato a campionario  
(vedi pagina 183)**  
choice of gloss coloured glass from  
our range (see page 183)

### SPECCHI / MIRRORS



**381**  
Specchio Argentato  
Grey mirror



**382**  
Specchio bronzo  
Bronze mirror



**383**  
Specchio Grigio  
Grey mirror

## maniglia integrata / integrated handles

### LACCATI / LACQUERED



**colori laccati opachi a campionario  
(vedi pagina 182)**  
choice of matt lacquered colours from  
our range (see page 182)

# Profilo/Vetro page 112



## finiture ante / doors finishes

### SPECCHI / MIRRORS



**381**

Specchio Argentato  
Grey mirror



**382**

Specchio bronzo  
Bronze mirror



**383**

Specchio Grigio  
Grey mirror

### VETRO / GLASS



**vetro lucido o satinato colorato a campionario (vedi pagina 183)**  
choice of gloss or satin coloured glass from our range (see page 183)

## finiture profili / trim finishes

### LACCATI / LACQUERED



**colori laccati opachi a campionario (vedi pagina 182)**  
choice of matt lacquered colours from our range (see page 182)

Larghezza vano /  
Compartment width  
43,7 - 47,7 - 57,3 -  
90 - 98 - 117,2 cm

Altezza / Height 236 - 255 cm

Profondità / Depth 62,3 cm

# Liscia page 120



## finiture ante / doors finishes

### MATERICO ESSENZA / WOOD TEXTURED



**MT-FC**

Frassino Cenere  
Ash-grey ash

### ESSENZE / WOODS



**LGN-FC**

Frassino cenere  
Ash-grey ash

### MATERICO OPACO / MATT TEXTURED



**MT-OC BG**  
Bianco Gesso  
Chalk white



**MT-OC MP**  
Madreperla  
Mother of pearl

### MATERICO PORO APERTO / OPEN PORE TEXTURED



**MT-PA BG**  
Bianco Gesso  
Chalk white



**MT-PA MP**  
Madreperla  
Mother of pearl

### LACCATI PORO APERTO / OPEN PORE LACQUERED



**221 PA**

Bianco Gesso  
Chalk white



**222 PA**

Panna  
Cream



**224 PA**

Madreperla  
Mother of pearl



**227 PA**

Hot  
Hot grey



**230 PA**

Grigio Piacenza  
Piacenza grey



**250 PA**

Canapa  
Hemp



**252 PA**

Pomice  
Pumice



**260 PA**

Antracite  
Anthracite

### LACCATI / LACQUERED



**colori laccati opachi e lucidi a campionario (vedi pagina 182)**  
choice of gloss and matt lacquered colours from our range (see page 182)

Larghezza vano /  
Compartment width  
43,7 - 47,7 - 57,3 - 90 -  
98 - 117,2 - cm

Altezza / Height  
236 - 255 - 287 cm

Profondità / Depth  
62,3 cm





Larghezza vano /  
Compartment width  
43,7 - 47,7 - 57,3 - 90 -  
98 - 117,2 cm

Altezza / Height  
236 - 255 cm

Profondità / Depth  
62,3 cm

## finiture ante / doors finishes

### LACCATI / LACQUERED



**colori laccati opachi  
a campionario (vedi pagina 182)**  
choice of matt lacquered colours  
from our range (see page 182)

### LACCATI PORO APERTO / OPEN PORE LACQUERED



**221 PA**  
Bianco Gesso  
Chalk white




**222 PA**  
Panna  
Cream



**224 PA**  
Madreperla  
Mother of pearl



**227 PA**  
Hot  
Hot grey




**230 PA**  
Grigio Piacenza  
Piacenza grey



**250 PA**  
Canapa  
Hemp



**252 PA**  
Pomice  
Pumice



**260 PA**  
Antracite  
Anthracite

## finiture inserto / insert finishes

### MATERICO ESSENZA / WOOD TEXTURED



**MT-FC**  
Frassino Cenere  
Ash-grey ash



**MT-RT**  
Rovere Termocotto  
Heat-treated Oak

### MATERICO NODATO / KNOTTED TEXTURED



**MT-RNC**  
Nodato chiaro  
Light Knotted



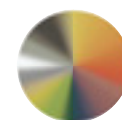
**MT-RNS**  
Nodato scuro  
Dark knotted

### MATERICO / TEXTURED



**MT-MB**  
Maya Bronze

### LACCATI / LACQUERED



**colori laccati opachi  
a campionario (vedi pagina 182)**  
choice of matt lacquered colours  
from our range (see page 182)

### LACCATI PORO APERTO / OPEN PORE LACQUERED



**221 PA**  
Bianco Gesso  
Chalk white



**222 PA**  
Panna  
Cream



**224 PA**  
Madreperla  
Mother of pearl



**227 PA**  
Hot  
Hot grey



**230 PA**  
Grigio Piacenza  
Piacenza grey



**250 PA**  
Canapa  
Hemp



**252 PA**  
Pomice  
Pumice



**260 PA**  
Antracite  
Anthracite

### VETRO / GLASS



**vetro lucido colorato a campionario  
(vedi pagina 183)**  
choice of gloss coloured glass from  
our range (see page 183)

### SPECCHI / MIRRORS



**383**  
Specchio Grigio  
Grey mirror

# Strike page 128



Larghezza vano /  
Compartment width  
43,7 - 90 cm

Altezza / Height  
236 - 255 cm

Profondità / Depth  
62,3 cm

## finiture ante / doors finishes

### VETRO / GLASS



**vetro lucido colorato a campionario**  
(vedi pagina 183)  
choice of gloss coloured glass from  
our range (see page 183)

### SPECCHIO / MIRROR



**381**  
**Specchio argentato**  
Silver mirror

### LACCATI PORO APERTO / OPEN PORE LACQUERED



**221 PA**  
Bianco Gesso  
Chalk white



**222 PA**  
Panna  
Cream



**224 PA**  
Madreperla  
Mother of pearl



**227 PA**  
Hot  
Hot grey




**230 PA**  
Grigio Piacenza  
Piacenza grey



**250 PA**  
Canapa  
Hemp



**252 PA**  
Pomice  
Pumice



**260 PA**  
Antracite  
Anthracite

### ● pannello disponibile anche in essenza / ● panels also available in wood

### ESSENZE / WOODS



**LGN-FC**  
Frassino cenere  
Ash-grey ash



**LGN-RT**  
Rovere Termocotto  
Heat-treated Oak

### \* pannello disponibile anche con grafiche / \* panels also available with decors

### GRAFICHE / GRAPHICS



1007




1011



1013



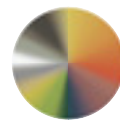
1016



1024

### maniglia integrata / integrated handles

### LACCATI / LACQUERED



**colori laccati opachi**  
**a campionario (vedi pagina 182)**  
choice of matt lacquered colours  
from our range (see page 182)



Larghezza vano /  
Compartment width  
43,7 - 47,7 - 57,3 -  
90 - 98 - 117,2 cm

Altezza / Height  
236 - 255 - 287 cm

Profondità / Depth  
62,3 cm

## finiture ante / doors finishes

### ESSENZE / WOODS



**LGN-FC**  
Frassino cenere  
Ash-grey ash

### MATERICO ESSENZA / WOOD TEXTURED



**MT-FC**  
Frassino Cenere  
Ash-grey ash

### MATERICO OPACO / MATT TEXTURED



**MT-OC BG**  
Bianco Gesso  
Chalk white



**MT-OC MP**  
Madreperla  
Mother of pearl

### MATERICO PORO APERTO / OPEN PORE TEXTURED



**MT-PA BG**  
Bianco Gesso  
Chalk white



**MT-PA MP**  
Madreperla  
Mother of pearl

### LACCATI PORO APERTO / OPEN PORE LACQUERED



**221 PA**  
Bianco Gesso  
Chalk white




**222 PA**  
Panna  
Cream



**224 PA**  
Madreperla  
Mother of pearl



**227 PA**  
Hot  
Hot grey




**230 PA**  
Grigio Piacenza  
Piacenza grey



**250 PA**  
Canapa  
Hemp



**252 PA**  
Pomice  
Pumice



**260 PA**  
Antracite  
Anthracite

### LACCATI / LACQUERED



**colori laccati opachi e lucidi  
a campionario (vedi pagina 182)**  
choice of gloss and matt  
lacquered colours from  
our range (see page 182)

## maniglia integrata / integrated handles

### LACCATI / LACQUERED



**colori laccati opachi e lucidi  
a campionario (vedi pagina 182)**  
choice of gloss and matt  
lacquered colours from our  
range (see page 182)

# Maniglie

Si inseriscono con leggerezza sottolineano con semplicità lo stile nell'armadio.

Handles fit in unobtrusively while enhancing the wardrobe's style with simplicity.

## Linea 407 mm - 825 mm



### ESSENZA / WOOD



**LGN-FC**  
Frassino Cenere  
Ash-grey ash



**LGN-RT**  
Rovere Termocotto  
Heat-treated Oak

### LACCATI / LACQUERED



**colori laccati opachi e lucidi a campionario (vedi pagina 182)**  
choice of gloss and matt lacquered colours from our range (see page 182)

### LACCATI PORO APERTO / OPEN PORE LACQUERED



**221 PA**  
Bianco Gesso  
Chalk white




**222 PA**  
Panna  
Cream



**224 PA**  
Madreperla  
Mother of pearl



**227 PA**  
Hot  
Hot grey




**230 PA**  
Grigio Piacenza  
Piacenza grey



**250 PA**  
Canapa  
Hemp



**252 PA**  
Pomice  
Pumice



**260 PA**  
Antracite  
Anthracite

## Segno 200 mm



### ESSENZA / WOOD

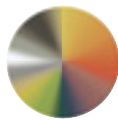


**LGN-FC**  
Frassino Cenere  
Ash-grey ash



**LGN-RT**  
Rovere Termocotto  
Heat-treated Oak

### LACCATI / LACQUERED



**colori laccati opachi e lucidi a campionario (vedi pagina 182)**  
choice of gloss and matt lacquered colours from our range (see page 182)



**alluminio**  
aluminium

### LACCATI PORO APERTO / OPEN PORE LACQUERED



**221 PA**  
Bianco Gesso  
Chalk white




**222 PA**  
Panna  
Cream



**224 PA**  
Madreperla  
Mother of pearl




**227 PA**  
Hot  
Hot grey




**230 PA**  
Grigio Piacenza  
Piacenza grey



**250 PA**  
Canapa  
Hemp



**252 PA**  
Pomice  
Pumice

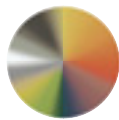


**260 PA**  
Antracite  
Anthracite

## Leila 1250 mm



### LACCATI / LACQUERED



**colori laccati opachi a campionario (vedi pagina 182)**  
choice of matt lacquered colours from our range (see page 182)

## Clip 68 mm



**acciaio satinato**  
brushed steel

**Solo per ante scorrevoli** / Only for sliding doors

## Side/Side XL

1265 mm - 1688 mm XL



LACCATI / LACQUERED



**colori laccati opachi a campionario (vedi pagina 182)**  
choice of matt lacquered colours from our range (see page 182)

**Solo per ante scorrevoli Liscia e Segno** / Only for sliding doors Liscia and Segno

## Ego /Ego XL

1120 mm - 1700 mm XL



ESSENZA / WOOD



**LGN-FC**  
Frassino Cenere  
Ash-grey ash



**LGN-RT**  
Rovere Termocotto  
Heat-treated Oak

LACCATI / LACQUERED



**colori laccati opachi a campionario (vedi pagina 182)**  
choice of matt lacquered colours from our range (see page 182)

**Solo per ante battenti** / For hinged doors only

LACCATI PORO APERTO / OPEN PORE LACQUERED



**221 PA**  
Bianco Gesso  
Chalk white



**222 PA**  
Panna  
Cream



**224 PA**  
Madreperla  
Mother of pearl



**227 PA**  
Hot  
Hot grey




**230 PA**  
Grigio Piacenza  
Piacenza grey



**250 PA**  
Canapa  
Hemp



**252 PA**  
Pomice  
Pumice



**260 PA**  
Antracite  
Anthracite

## Mod 120 mm



**alluminio**  
aluminium

---

Page 8-9 **DENVER**

**Composición 500** / A 280 P 67 H 255 cm

Armario corredero puerta Denver. Estructura y puertas mate blanco yeso 121 y aplicación de cristal en color azul niño 355.

**Composition 500** / L 280 P 67 H 255 cm

Armoire avec portes coulissantes Denver. Structure et portes laquées mates col. blanc craie 121, bandeau en verre bleu pastel 355.

**Zusammenstellung 500** / B. 280 T. 67 H. 255 cm

Schrank mit Schiebetür Denver. Struktur und Türen matt lackiert Gipsweiß 121 und Einsatz farbiges Glas Pastellblau 355.

---

Page 10-11 **DENVER**

**Composición 501** / A 280 P 67 H 255 cm

Armario corredero puerta Denver. Estructura y puertas lacado mate azul niño 155 y aplicación en texturizado con nudos claro

**Composition 501** / L 280 P 67 H 255 cm

Armoire avec portes coulissantes Denver. Structure et portes laquées mates col. bleu pastel 155, bandeau en texturé chêne à nœuds clair.

**Zusammenstellung 501** / B. 280 T. 67 H. 255 cm

Schrank mit Schiebetür Denver. Struktur und Türen matt lackiert Pastellblau 155 und Einsatz in Rau astig hell.

---

Page 14-15 **PUZZLE**

**Composición 502** / A 280 P 67 H 255 cm

Armario corredero puerta Puzzle. Estructura y puertas lacado mate azul niño 155 y perfiles lacado mate smoke 128.

**Composition 502** / L 280 P 67 H 255 cm

Armoire avec portes coulissantes Puzzle. Structure et portes laquées mates col. bleu pastel 155, profil laqué mat col. smoke 128.

**Zusammenstellung 502** / B. 280 T. 67 H. 255 cm

Schrank mit Schiebetür Puzzle. Struktur und Türen matt lackiert Pastellblau 155 und Profile matt lackiert Smoke 128.

---

Page 16-17 **PUZZLE**

**Composición 503** / L 280 P 67 H 255 cm

Armario corredero puerta Puzzle. Estructura y puertas mate blanco yeso 121 y perfil lacado mate blanco yeso 121.

**Composition 503** / L 280 P 67 H 255 cm

Armoire avec portes coulissantes Puzzle. Structure et portes laquées mates col. blanc craie 121, profil laqué mat col. blanc craie 121.

**Zusammenstellung 503** / B. 280 T. 67 H. 255 cm

Schrank mit Schiebetür Puzzle. Struktur und Türen matt lackiert Gipsweiß 121 und Profil matt lackiert Gipsweiß 121.

---

Page 19 **TABLET**

**Composición 504** / A 280 P 67 H 255 cm

Armario corredero puerta Tablet. Estructura y puertas mate madreperla 124 y franja en texturizado roble termotratado.

**Composition 504** / L 280 P 67 H 255 cm

Armoire avec portes coulissantes Tablet. Structure et portes laquées mates col. nacre 124, bandeau en texturé chêne thermo-traité.

**Zusammenstellung 504** / B. 280 T. 67 H. 255 cm

Schrank mit Schiebetür Tablet. Struktur und Türen matt lackiert Perlmutter 124 und Streifen in Rau Thermoeiche.

---

Page 20-21 **TABLET**

**Composición 505** / A 280 P 67 H 255 cm

Armario corredero puerta Tablet. Estructura y puertas mate blanco yeso 121 y franja en texturizado con nudos claro.

**Composition 505** / L 280 P 67 H 255 cm

Armoire avec portes coulissantes Tablet. Structure et portes laquées mates col. blanc craie 121, bandeau en texturé chêne à nœuds clair.

**Zusammenstellung 505** / B. 280 T. 67 H. 255 cm

Schrank mit Schiebetür Tablet. Struktur und Türen matt lackiert Gipsweiß 121 und Streifen in Rau astig hell.

---

Page 22-23 **TABLET**

**Composición 506** / A 280 P 67 H 255 cm

Armario corredero puerta Tablet. Estructura y puertas mate madreperla 124 y franja en lacado mate gris piacenza 130.

**Composition 506** / L 280 P 67 H 255 cm

Armoire avec portes coulissantes Tablet. Structure et portes laquées mates col. nacre 124, bandeau laqué mat col. gris Piacenza 130.

**Zusammenstellung 506** / B. 280 T. 67 H. 255 cm

Schrank mit Schiebetür Tablet. Struktur und Türen matt lackiert Perlmutter 124 und Streifen matt lackiert Grau Piacenza 130.

---

Page 26-27 **ATHENA**

**Composición 507** / A 280 P 67 H 255 cm

Armario corredero puerta Athena. Estructura y puertas mate blanco yeso 121 y franja poro abierto madreperla con aplicación en texturizado con nudos oscuro.

**Composition 507** / L 280 P 67 H 255 cm

Armoire avec portes coulissantes Athena. Structure et portes laquées mates col. blanc craie 121, bandeau laqué à pores ouverts col. nacre avec poignée insert en texturé chêne à nœuds foncé.

**Zusammenstellung 507** / B. 280 T. 67 H. 255 cm

Schrank mit Schiebetür Athena. Strukturen und Türen Struttüre matt lackiert Gipsweiß 121 und Streifen offenporig lackiert Perlmutter mit Einsatz in Rau astig dunkel.

---

Page 28-29 **ATHENA**

**Composición 508** / A 280 P 67 H 255 cm

Armario corredero puerta Athena. Estructura y puertas poro abierto madreperla 224, franja en texturizado maya bronce con aplicación de cristal brillante en color smoke 328.

**Composition 508** / L 280 P 67 H 255 cm

Armoire avec portes coulissantes Athena. Structure et portes laquées à pores ouverts col. nacre 224, bandeau en texturé maya bronze avec poignée insert en verre brillant smoke 328.

**Zusammenstellung 508** / B. 280 T. 67 H. 255 cm

Schrank mit Schiebetür Athena. Struktur und Türen offenporig lackiert Perlmutter 224, Streifen in Rau Maya Bronze mit Einsatz aus glänzendem Glas Farbe Smoke 328.

Page 34-35 **KRYZIA**

A la izquierda: **Composición 509** / A 280 P 67 H 255 cm  
 Armario corredero puerta Kryzia. Estructura y puertas poro abierto blanco yeso 221, con aplicación tirador lacado mate smoke 128.  
 A la derecha. **Composición 510** / A 280 P 67 H 255 cm  
 Armario corredero puerta Kryzia. Estructura y puertas mate madreperla 124, con aplicación tirador lacado mate smoke 128.

À gauche : **Composition 509** / L 280 P 67 H 255 cm  
 Armoire avec portes coulissantes Kryzia. Structure et portes laquées à pores ouverts col. blanc craie 221, poignée insert laquée mate col. smoke 128.  
 À droite : **Composition 510** / L 280 P 67 H 255 cm  
 Armoire avec portes coulissantes Kryzia. Structure et portes laquées mates col. nacre 124, poignée insert laquée mate col. smoke 128.

Links: **Zusammenstellung 509** / B. 280 T. 67 H. 255 cm  
 Schrank mit Schiebetür Kryzia. Struktur und Türen offenporig lackiert Gipsweiß 221, mit Griffeneinsatz matt lackiert Smoke 128.  
 Rechts: **Zusammenstellung 510** / B. 280 T. 67 H. 255 cm  
 Schrank mit Schiebetür Kryzia. Struktur und Türen matt lackiert Perlmutter 124, mit Griffeneinsatz matt lackiert Smoke 128.

Page 38-39 **KRYZIA**

**Composición 510** / A 280 P 67 H 255 cm  
 Armario corredero puerta Kryzia. Estructura y puertas mate madreperla 124 con perfil lacado mate smoke 128.

**Composition 510** / L 280 P 67 H 255 cm  
 Armoire avec portes coulissantes Kryzia. Structure et portes laquées mates col. nacre 124, profil laqué mat col. smoke 128.

**Zusammenstellung 510** / B. 280 T. 67 H. 255 cm  
 Schrank mit Schiebetür Kryzia. Struktur und Türen matt lackiert Perlmutter 124, mit Profil matt lackiert Smoke 128.

Page 41 **LISCIA**

**Composición 511** / A 304 P 67 H 255 cm  
 Armario corredero puerta Liscia estructura y puerta en mate blanco yeso 121 con tirador Linea lacado mate pómez 152.

**Composition 511** / L 304 P 67 H 255 cm  
 Armoire avec portes coulissantes Liscia. Structure et portes mates col. blanc craie 121, poignée Linea laquée mate col. ponce 152.

**Zusammenstellung 511** / B. 304 T. 67 H. 255 cm  
 Schrank mit Schiebetür Liscia Struktur und Tür matt Gipsweiß 121 mit Griff matt lackiert Bimsstein 152.

Page 42-43 **LISCIA**

**Composición 512** / A 280 P 67 H 255 cm  
 Armario corredero puerta Liscia. Estructura y puerta fresno ceniza, tirador Side lacado mate gris piacenza 130.

**Composition 512** / L 280 P 67 H 255 cm  
 Armoire avec portes coulissantes Liscia. Structure et portes en frêne cendre, poignée Side laquée mate col. gris Piacenza 130.

**Zusammenstellung 512** / B. 280 T. 67 H. 255 cm  
 Schrank mit Schiebetür Liscia. Struktur und Tür Esche Aschgrau, Griff Side matt lackiert Grau Piacenza 130.

Page 44-45 **LISCIA 2 SETTORI**

**Composición 513** / A 280 P 67 H 255 cm  
 Armario corredero puerta Liscia 2 sectores. Estructura y puertas en lacado mate hot 127.

**Composition 513** / L 280 P 67 H 255 cm  
 Armoire avec portes coulissantes Liscia à 2 panneaux. Structure et portes laquées mates col. hot 127.

**Zusammenstellung 513** / B. 280 T. 67 H. 255 cm  
 Schrank mit Schiebetür Liscia 2 Felder.  
 Struktur und Tür matt lackiert hot 127.

Page 48-49 **MADRAS**

**Composición 514** / A 280 P 67 H 255 cm  
 Armario corredero puerta Madras. Estructura y tirador integrado mate madreperla 124. Puerta espejo decorado efecto tela, espejo satinado, espejo decorado efecto madera, espejo bronceado 382 y espejo decorado efecto cuadros.

**Composition 514** / L 280 P 67 H 255 cm  
 Armoire avec portes coulissantes Madras. Structure et poignée intégrée laquée mate col. nacre 124. Porte miroir avec décor aspect tissu, miroir satiné, miroir avec décor aspect bois, miroir bronze 382 et miroir décor aspect carreaux.

**Zusammenstellung 514** / B. 280 T. 67 H. 255 cm  
 Schrank mit Schiebetür Madras. Struktur und Türen matt lackiert Perlmutter 124. Tür mit Spiegel mit Netzdekor, satiniertem Spiegel, Spiegel mit Holzdekor, Spiegel in Bronzeoptik 382 und Spiegel mit quadratischem Dekor.

Page 50-51 **MADRAS**

**Composición 515** / A 280 P 67 H 255 cm  
 Armario corredero puerta Madras. Estructura y tirador integrado mate madreperla 124. Puerta espejo decorado efecto tela, espejo satinado, espejo bronceado 382 y espejo decorado efecto cuadros.

**Composition 515** / L 280 P 67 H 255 cm  
 Armoire avec portes coulissantes Madras. Structure et poignée intégrée laquée mate col. nacre 124. Porte miroir avec décor aspect tissu, miroir satiné, miroir bronze 382 et miroir décor aspect carreaux.

**Zusammenstellung 515** / B. 280 T. 67 H. 255 cm  
 Schrank mit Schiebetür Madras. Struktur und Türen matt lackiert Perlmutter 124. Tür mit Spiegel mit Netzdekor, satiniertem Spiegel, Spiegel in Bronzeoptik 382 und Spiegel mit quadratischem Dekor.

Page 54-55 **KELLY**

**Composición 516** / A 361 P 67 H 255 cm  
 Armario corredero puerta KELLY WHITE. Estructura y tirador integrado mate madreperla 124. Puerta de cristal brillante en color madreperla 324, cristal brillante en color blanco yeso 321, cristal satinado en color hot 427 y perfil lacado mate madreperla 124.

**Composition 516** / L 361 P 67 H 255 cm  
 Armoire avec portes coulissantes KELLY WHITE. Structure et poignée intégrée laquée mate col. nacre 124. Portes en verre brillant col. nacre 324, verre brillant col. blanc craie 321, verre satiné col. hot 427 et profil laqué mat col. nacre 124.

**Zusammenstellung 516** / B. 361 T. 67 H. 255 cm  
 Schrank mit Schiebetür KELLY WHITE. Struktur und Türen o lackiert Perlmutter 124. Tür aus glänzendem Glas Farbe Perlmutter 324, glänzendem Glas Farbe Gipsweiß 321, satiniertem Glas Farbe Hot 427 und Profil matt lackiert Perlmutter 124.

Page 56-57 **KELLY****Composición 517** / A 280 P 67 H 255

Armario corredero puerta KELLY YOUNG. Estructura y tirador integrado mate blanco yeso 121. Puerta de cristal brillante en color blanco yeso 321, cristal brillante en color salvia 359, cristal satinado azul cielo 454 y cristal satinado azul niño 455.

**Composition 517** / L 280 P 67 H 255

Armoire avec portes coulissantes KELLY YOUNG. Structure et poignée intégrée laquée mate col. blanc craie 121. Portes en verre brillant col. blanc craie 321, verre brillant col. sauge 359, verre satiné col. bleu horizon 454 et verre satiné col. bleu pastel 455.

**Zusammenstellung 517** / B. 280 T. 67 H. 255

Schrank mit Schiebetür KELLY YOUNG. Struktur und integrierter Griff matt lackiert Gipsweiß 121. Tür aus glänzendem Glas Farbe Gipsweiß 321, glänzendem Glas Farbe Salbeigrün 359, satiniertem Glas Farbe Blau Avio 454 und satiniertem Glas Farbe Pastellblau 455.

Page 58 **KELLY****Composición 518** / A 280 P 67 H 255 cm

Armario corredero puerta KELLY GLAMOUR.

Estructura y tirador integrado en mate blanco yeso 121. Puerta de cristal brillante en color hot 327, cristal brillante burdeos 356 y cristal satinado en color burdeos 456, cristal satinado en color antracita 460.

**Composition 518** / L 280 P 67 H 255 cm

Armoire avec portes coulissantes KELLY GLAMOUR.

Structure et poignée intégrée laquée mate col. blanc craie 121. Portes en verre brillant col. hot 327, verre brillant col. bordeaux 356 et verre satiné col. bordeaux 456, verre satiné col. anthracite 460.

**Zusammenstellung 518** / B. 280 T. 67 H. 255 cm

Schrank mit Schiebetür KELLY GLAMOUR. Struktur und integrierter Griff matt lackiert Gipsweiß 121. Tür aus glänzendem Glas Farbe Hot 327, glänzendem Glas Farbe Bordeaux 356 und satiniertem Glas Farbe Bordeaux 456, satiniertem Glas Farbe Anthrazit 460.

Page 59 **KELLY****Composición 519** / A 270 P 67 H 255 cm

Armario corredero puerta KELLY GREEN. Estructura y tirador integrado en mate blanco yeso 121. Puerta de cristal brillante en color blanco yeso 321, cristal brillante en color azafrán 358, cristal satinado en color musgo 453, cristal satinado en color antracita 460.

**Composition 519** / L 280 P 67 H 255 cm

Armoire avec portes coulissantes KELLY GREEN. Structure et poignée intégrée laquée mate col. blanc craie 121. Portes en verre brillant col. blanc craie 321, verre brillant col. safran 358, verre satiné col. vert mousse 453, verre satiné col. anthracite 460.

**Zusammenstellung 519** / B. 280 T. 67 H. 255 cm

Schrank mit Schiebetür KELLY GREEN. Struktur und integrierter Griff matt lackiert Gipsweiß 121. Tür aus glänzendem Glas Farbe Gipsweiß 321, glänzendem Glas Farbe Safrangelb 358 und satiniertem Glas Farbe Moosgrün 453, satiniertem Glas Farbe Anthrazit 460.

Page 62-63 **KROSS****Composición 520** / A 280 P 67 H 255 cm

Armario corredero puerta Kross estructura lacado mate pómez 152, puertas de cristal en color brillante pómez 352 y cristal satinado en color pómez 452. Tirador integrado lacado mate pómez 152.

**Composition 520** / L 280 P 67 H 255 cm

Armoire avec portes coulissantes Kross. Structure laquée mate col. ponce 152, portes en verre brillant col. ponce 352 et verre satiné col. ponce 452. Poignée intégrée laqué mat col. ponce 152.

**Zusammenstellung 520** / B. 280 T. 67 H. 255 cm

Schrank mit Schiebetür Kross. Struktur matt lackiert Bimsstein 152, Türen aus glänzendem Glas Farbe Bimsstein 352 und satiniertem Glas Farbe Bimsstein 452. Integrierter Griff matt lackiert Bimsstein 152.

Page 64-65 **KROSS****Composición 521** / A 280 P 67 H 255 cm

Armario corredero puerta Kross estructura lacado mate madreperla 124, puertas de cristal brillante en color madreperla 324 y cristal en color satinado madreperla 424. Tirador integrado lacado mate madreperla 124.

**Composition 521** / L 280 P 67 H 255 cm

Armoire avec portes coulissantes Kross. Structure laquée mate col. nacre 124, portes en verre brillant col. nacre 324 et verre satiné col. nacre 424. Poignée intégrée laqué mat col. nacre 124.

**Zusammenstellung 521** / B. 280 T. 67 H. 255 cm

Schrank mit Schiebetür Kross. Struktur matt lackiert Perlmutter 124, Türen aus glänzendem Glas Farbe Perlmutter 324 und satiniertem Glas Farbe Perlmutter 424. Integrierter Griff matt lackiert Perlmutter 124.

Page 68-69 **KROSS****Composición 522** / A 280 P 67 H 255 cm

Armario corredero puerta Kross. Estructura lacado mate blanco yeso 121, puertas de cristal brillante en color blanco yeso 321 y cristal en color satinado blanco yeso 421. Tirador integrado lacado mate blanco yeso 121.

**Composition 522** / L 280 P 67 H 255 cm

Armoire avec portes coulissantes Kross. Structure laquée mate col. blanc craie 121, portes en verre brillant col. blanc craie 321 et verre satiné col. blanc craie 421. Poignée intégrée laqué mat col. blanc craie 121.

**Zusammenstellung 522** / B. 280 T. 67 H. 255 cm

Schrank mit Schiebetür Kross. Struktur matt lackiert Gipsweiß 121, Türen aus glänzendem Glas Farbe Gipsweiß 321 und satiniertem Glas Farbe Gipsweiß 421. Profil matt lackiert Gipsweiß 121.

Page 71 **CRISTAL****Composición 523** / A 280 P 67 H 255 cm

Armario corredero puerta Cristal. Estructura y tirador integrado en lacado mate blanco yeso 121, puerta de cristal satinado en color blanco yeso 421 y puerta de cristal brillante en color blanco yeso 321.

**Composition 523** / L 280 P 67 H 255 cm

Armoire avec portes coulissantes Cristal. Structure et poignée intégrée laquée mate col. blanc craie 121, portes en verre satiné col. blanc craie 421 et verre brillant col. blanc craie 321.

**Zusammenstellung 523** / B. 280 T. 67 H. 255 cm

Schrank mit Schiebetür Cristal. Struktur und integrierter Griff matt lackiert Gipsweiß 121, Tür aus satiniertem Glas Farbe Gipsweiß 421 und Tür aus glänzendem Glas Farbe Gipsweiß 321.



---

**Page 72-73 CRISTAL****Composición 524** / A 280 P 67 H 255 cm

Armario corredero puerta Cristal, estructura y tirador integrado en lacado mate madreperla 124, puerta de cristal en color satinado madreperla 424 y cristal en color brillante madreperla 324.

**Composition 524** / L 280 P 67 H 255 cm

Armoire avec portes coulissantes Cristal. Structure et poignée intégrée laquée mate col. nacre 124, portes en verre satiné col. nacre 424 et en verre brillant col. nacre 324.

**Zusammenstellung 524** / B. 280 T. 67 H. 255 cm

Schrank mit Schiebetür Cristal. Struktur und integrierter Griff matt lackiert Perlmutter 124, Tür aus satiniertem Glas Farbe Perlmutter 424 und glänzendem Glas Farbe Perlmutter 324.

---

**Page 74-75 CRISTAL****Composición 525** / A 280 P 67 H 255 cm

Armario corredero puerta Cristal estructura y tirador integrado lacado mate antracita 160. Puerta espejo gris 383 y espejo gris satinado 393.

**Composition 525** / L 280 P 67 H 255 cm

Armoire avec portes coulissantes Cristal. Structure et poignée intégrée laquées mates col. anthracite 160. Portes miroir gris 383 et miroir gris satiné 393.

**Zusammenstellung 525** / B. 280 T. 67 H. 255 cm

Schrank mit Schiebetür Cristal. Struktur und integrierter Griff matt lackiert Anthrazit 160. Tür Spiegel Grau 383 und Spiegel Grau satiniert 393.

---

**Page 77 STRIKE****Composición 526** / A 280 P 67 H 255 cm

Armoire avec portes coulissantes Strike. Structure laquée à pores ouverts col. nacre 224 avec poignée intégrée laquée mate col. nacre 124. Portes en verre brillant col. nacre 324, frêne cendre et miroir argenté 381.

**Composition 526** / L 280 P 67 H 255 cm

Armoire avec portes coulissantes Strike. Structure laquée à pores ouverts col. nacre 224. Portes en verre brillant col. nacre 324, frêne cendre et miroir argenté 381.

**Zusammenstellung 526** / B. 280 T. 67 H. 255 cm

Schrank mit Schiebetür Strike. Struktur offenporig lackiert Perlmutter 224 mit integriertem Griff matt lackiert Perlmutter 124. Tür aus glänzendem Glas Farbe Perlmutter 324 und Esche Aschgrau und Spiegel in Silberoptik 381.

---

**Page 78-79 STRIKE****Composición 527** / A 362 P 67 H 255 cm

Armario corredero puerta Strike. Estructura lacado poro abierto madreperla 224 y tirador integrado lacado mate madreperla 124. Puertas lacado poro abierto madreperla 224, roble termotratado, cristal en color brillante gris piacenza 330 y espejo plateado 381.

**Composition 527** / L 362 P 67 H 255 cm

Armoire avec portes coulissantes Strike. Structure laquée à pores ouverts col. nacre 224 et poignée intégrée laquée mate col. nacre 124. Portes laquées à pores ouverts col. nacre 224, chêne thermo-traité, verre brillant col. gris Piacenza 330 et miroir argenté 381.

**Zusammenstellung 527** / B. 362 T. 67 H. 255 cm

Schrank mit Schiebetür Strike. Struktur offenporig lackiert Perlmutter 224 und integrierter Griff matt lackiert Perlmutter 124. Türen offenporig lackiert Perlmutter 224, Thermoeiche, glänzendes Glas Farbe Grau Piacenza 330 und Spiegel in Silberoptik 381.

---

**Page 80-81 STRIKE****Composición 528** / A 280 P 67 H 255 cm

Armario corredero puerta Strike. Estructura lacado poro abierto blanco yeso 221, tirador integrado lacado mate blanco yeso 121, puertas lacado poro abierto blanco yeso 221, roble termotratado, cristal en color brillante madreperla 324 con decoración 1007 y espejo plateado 381.

**Composition 528** / L 280 P 67 H 255 cm

Armoire avec portes coulissantes Strike. Structure laquée à pores ouverts col. blanc craie 221 et poignée intégrée laquée mate col. blanc craie 121. Portes laquées à pores ouverts col. blanc craie 221, chêne thermo-traité, verre brillant col. nacre 324 avec décor graphique 1007 et miroir argenté 381.

**Zusammenstellung 528** / B. 280 T. 67 H. 255 cm

Schrank mit Schiebetür Strike. Struktur offenporig lackiert Gipsweiß 221, integrierter Griff matt lackiert Gipsweiß 121, Türen offenporig lackiert Gipsweiß 221, Thermoeiche, glänzendes Glas Farbe Perlmutter 324 mit Grafikmuster 1007 und Spiegel in Silberoptik 381.

---

**Page 86-87 STEP 3****Composición 529** / A. 280 P. 67 H. 255

Armario corredero puerta Step3. Estructura lacado poro abierto madreperla 224 y tirador integrado lacado mate madreperla 124. Puertas lacado poro abierto madreperla 224 y cristal brillante madreperla 324..

**Composition 529** / L 280 P 67 H 255

Armoire avec portes coulissantes Step3. Structure laquée à pores ouverts col. nacre 224 et poignée intégrée laquée mate col. nacre 124. Portes laquées à pores ouverts col. nacre 224 et verre brillant col. nacre 324.

**Zusammenstellung 529** / B. 280 T. 67 H. 255

Schrank mit Schiebetür Step3. Struktur offenporig lackiert Perlmutter 224 und integrierter Griff matt lackiert Perlmutter 124. Türen offenporig lackiert Perlmutter 224 und glänzendes Glas Farbe Perlmutter 324.

---

**Page 88-89 STEP 3****Composición 530** / A. 280 P. 67 H. 255

Armario corredero puerta Step3. Estructura fresno ceniza y tirador integrado lacado mate gris piacenza 130. Puerta fresno ceniza y cristal brillante madreperla 324.

**Composition 530** / L 280 P 67 H 255

Armoire avec portes coulissantes Step3. Structure en frêne cendre et poignée intégrée laquée mate col. gris Piacenza 130. Portes en frêne cendre et verre brillant col. nacre 324.

**Zusammenstellung 530** / B. 280 T. 67 H. 255

Schrank mit Schiebetür Step3. Struktur Esche Aschgrau und integrierter Griff matt lackiert Grau Piacenza 130. Tür Esche Aschgrau und glänzendes Glas Perlmutter 324.

---

**Page 94-95 MERIDIANA****Composición 531** / A 280 P 67 H 255 cm

Armario corredero puerta Meridiana, estructura y puerta lacado mate hot 127, aplicación fresno ceniza.

**Composition 531** / L 280 P 67 H 255 cm

Armoire avec portes coulissantes Meridiana. Structure et portes laquées mates col. hot 127, poignée insert frêne cendre.

**Zusammenstellung 531** / B. 280 T. 67 H. 255 cm

Schrank mit Schiebetür Meridiana. Struktur und Tür matt lackiert Hot 127, Einsatz.

---

Page 97 **MERIDIANA**

**Composición 532** / A 304 P 67 H 255 cm  
 Armario corredero puerta Meridiana.  
 Estructura, puertas y aplicación tirador lacado mate blanco yeso 121.

**Composition 532** / L 304 P 67 H 255 cm  
 Armoire avec portes coulissantes Meridiana.  
 Structure, portes et poignée insert laqués mats col. blanc craie 121.

**Zusammenstellung 532** / B. 304 T. 67 H. 255 cm  
 Schrank mit Schiebetür Meridiana.  
 Struktur, Türen und Griffen matt lackiert Gipsweiß 121.

---

Page 100 - 101 **SEGNO**

**Composición 533** / A 404 P 67 H 255 cm  
 Armario corredero puerta Segno. Estructura y puertas lacado poro abierto antracita 260 con tirador Segno de acero satinado.

**Composition 533** / L 404 P 67 H 255 cm  
 Armoire avec portes coulissantes Segno. Structure et portes laquées à pores ouverts col. anthracite 260, poignée Segno en acier satiné.

**Zusammenstellung 533** / B. 404 T. 67 H. 255 cm  
 Schrank mit Schiebetür Segno. Struktur und Türen offenporig lackiert Anthrazit 260 mit Griff Segno aus satiniertem Stahl.

---

Page 102 - 103 **SEGNO**

**Composición 534** / A 304 P 67 H 255 cm  
 Armario corredero puerta Segno. Estructura y puertas lacado poro abierto blanco yeso 221 con tirador Segno en lacado poro abierto blanco yeso 221.

**Composition 534** / L 304 P 67 H 255 cm  
 Armoire avec portes coulissantes Segno. Structure et portes laquées à pores ouverts col. blanc craie 221, poignée Segno laquée à pores ouverts col. blanc craie 221.

**Zusammenstellung 534** / B. 304 T. 67 H. 255 cm  
 Schrank mit Schiebetür Segno. Struktur und Türen offenporig lackiert Gipsweiß 221 mit Griff Segno offenporig lackiert Gipsweiß 221.

---

Page 106 - 107 **GOLA**

**Composición 535** / A 280 P 67 H 255 cm  
 Armario corredero puerta Gola. Estructura y tirador integrado mate madreperla 124, puerta mate madreperla 124 y espejo plateado 381. Perfil lacado mate madreperla 124.

**Composition 535** / L 280 P 67 H 255 cm  
 Armoire avec portes coulissantes Gola. Structure et poignée intégrée mate col. nacre 124. Portes mates col. nacre 124 et miroir argenté 381. Profil laqué mat col. nacre 124.

**Zusammenstellung 535** / B. 280 T. 67 H. 255 cm  
 Schrank mit Schiebetür Gola. Struktur und integrierter Griff matt Perlmutter 124, Türen matt Perlmutter 124 und Spiegel in Silberoptik 381. Profil matt lackiert Perlmutter 124.

---

Page 109 **GOLA**

**Composición 536** / A 304 P 67 H 255 cm  
 Armario corredero puerta Gola, estructura y puerta mate blanco yeso 121.

**Composition 536** / L 304 P 67 H 255 cm  
 Armoire avec portes coulissantes Gola. Struktur und integrierter Griff et portes mates col. blanc craie 121.

**Zusammenstellung 536** / B. 304 T. 67 H. 255 cm  
 Schrank mit Schiebetür Gola. Struktur und integrierter Griff und Tür matt Gipsweiß 121.

---

Page 114-115 **PROFILO/VETRO**

**Composición 300** / A 404 P 62 H 255 cm  
 Armario batiente puerta Perfil/Cristal. Estructura, tirador Segno y perfiles en lacado mate azul niño 155. Puertas de cristal satinado en color azul niño 455.

**Composition 300** / L 404 P 62 H 255 cm  
 Armoire avec portes battantes Profilo/Verre.  
 Structure, poignée Segno et profils laqués mats col. bleu pastel 155. Portes en verre satiné col. bleu pastel 455.

**Zusammenstellung 300** / B. 404 T. 62 H. 255 cm  
 Schrank mit Drehtür mit Profil/Glas.  
 Struktur, Griff Segno und Profile matt lackiert Pastellblau 155. Türen aus satiniertem Glas Farbe Pastellblau 455.

---

Page 118-119 **DENVER**

**Composición 301** / A 373 P 62 H 255 cm  
 Armario batiente puerta Denver. Estructura en mate madreperla 124. Puertas en mate madreperla 124 y aplicación en texturizado con nudos oscuro.

**Composition 301** / L 373 P 62 H 255 cm  
 Armoire avec portes battantes Denver. Structure mate col. nacre 124. Portes mates col. nacre 124 et bandeau en texturé chêne à nœuds foncé.

**Zusammenstellung 301** / B. 373 T. 62 H. 255 cm  
 Schrank mit Drehtür Denver. Struktur matt Perlmutter 124. Türen matt Perlmutter 124 und Einsatz in Rau astig dunkel.

---

Page 122-123 **LISCIA**

**Composición 302** / A 404 P 67 H 255 cm  
 Armario batiente puerta Liscia. Estructura y puertas en lacado poro abierto madreperla 224, tirador Leila lacado mate madreperla 124.

**Composition 302** / L 404 P 67 H 255 cm  
 Armoire avec portes battantes Liscia. Structure et portes laquées à pores ouverts col. nacre 224, poignée Leila laquée mate col. nacre 124.

**Zusammenstellung 302** / B. 404 T. 67 H. 255 cm  
 Schrank mit Drehtür Liscia. Struktur und Türen offenporig lackiert Perlmutter 224, Griff Leila matt lackiert Perlmutter 124.

---

**Page 125 LISCIA**

**Composición 303** / A 288 P 62 H 255 cm  
 Armario batiente puerta Liscia. Estructura y puerta mate madreperla 124 con tirador Segno en fresno ceniza.

**Composition 303** / L 288 P 62 H 255 cm  
 Armoire avec portes battantes Liscia. Structure et portes laquées mates col. nacre 124, poignée Segno en frêne cendre.

**Zusammenstellung 303** / B. 288 T. 62 H. 255 cm  
 Schrank mit Drehtür Liscia- Struktur und Türen matt lackiert Perlmutter 124 mit Griff Segno in Esche Aschgrau.

---

**Page 126-127 LISCIA**

A la izquierda: **Composición 304** / A 304 P 62 H 255 cm  
 Armario batiente puerta Liscia en lacado mate verde musgo 153. Tirador Leila en lacado mate verde musgo 153.

A la derecha: **Composición 305** / A 304 P 62 H 255 cm  
 Armario batiente puerta Liscia en lacado mate azafrán 158. Tirador Leila en lacado mate azafrán 158.

À gauche : **Composition 304** / L 304 P 62 H 255 cm  
 Armoire avec portes battantes Liscia en laqué mat col. vert mousse 153. Poignée Leila laquée mate col. vert mousse 153.

À droite : **Composition 305** / L 304 P 62 H 255 cm  
 Armoire avec portes battantes Liscia en laqué mat col. safran 158. Poignée Leila laquée mate col. safran 158.

Links: **Zusammenstellung 304** / B. 304 T. 62 H. 255 cm  
 Schrank mit Drehtür Liscia matt lackiert Moosgrün 153. Griff Leila matt lackiert Moosgrün 153.

Rechts: **Zusammenstellung 305** / B. 304 T. 62 H. 255 cm  
 Schrank mit Drehtür Liscia matt lackiert Safrangelb 158. Griff Leila matt lackiert Safrangelb 158.

---

**Page 130-131 STRIKE**

**Composición 306** / A 280 P 62 H 255 cm  
 Armario batiente puerta Strike. Estructura en lacado poro abierto madreperla 224. Puertas en lacado poro abierto madreperla 224 y cristal en color brillante blanco yeso 321. Tirador integrado en lacado mate madreperla 124.

**Composition 306** / L 280 P 62 H 255 cm  
 Armoire avec portes battantes Strike. Structure laquée à pores ouverts col. nacre 224. Portes laquées à pores ouverts col. nacre 224 et verre brillant col. blanc craie 321. Poignée intégrée laquées mates col. nacre 124.

**Zusammenstellung 306** / B. 280 T. 62 H. 255 cm  
 Schrank mit Drehtür Strike. Struktur offenporig lackiert Perlmutter 224. Türen offenporig lackiert Perlmutter 224 und glänzendes Glas Farbe Gipsweiß 321. Integrierter Griff matt lackiert Perlmutter 124

---

**Page 134-135 GOLA**

**Composición 307** / A 304 P 62 H 255 cm  
 Armario batiente puerta Gola. Estructura y puerta en lacado poro abierto madreperla 224. Tirador integrado en lacado mate madreperla 124.

**Composition 307** / L 304 P 62 H 255 cm  
 Armoire avec portes battantes Gola. Structure et portes laquées à pores ouverts col. nacre 224. Poignée intégrée laqué mat col. nacre 124.

**Zusammenstellung 307** / B. 304 T. 62 H. 255 cm  
 Schrank mit Drehtür Gola. Struktur und Tür offenporig lackiert Perlmutter 224. Integrierter Griff matt lackiert Perlmutter 124.

---

**Page 137 GOLA**

**Composición 308** / A 304 P 67 H 255 cm  
 Armario batiente puerta Gola. Estructura y puertas en lacado mate azul niño 155. Tirador integrado lacado mate azul niño 155.

**Composition 308** / L 304 P 67 H 255 cm  
 Armoire avec portes battantes Gola. Structure et portes laquées mates col. bleu pastel 155. Poignée intégrée laqué mat col. bleu pastel 155.

**Zusammenstellung 308** / B. 304 T. 67 H. 255 cm  
 Schrank mit Drehtür Gola. Struktur und Türen matt lackiert Pastellblau 155. Integrierter Griff matt lackiert Pastellblau 155.

---

**Page 140 -141 SELTZ**


**Composición 400** / A 360 P 57 H 216 cm  
 Cabina armario Seltz acabado texturizado fresno ceniza. Las baldas, los muebles bajos, las cajoneras y otros elementos, equipamientos y accesorios garantizan la máxima personalización.

**Composition 400** / L 360 P 57 H 216 cm  
 Dressing Seltz finition texturé frêne cendre. Les étagères, les socles, les blocs-tiroirs et tous les accessoires proposés pour l'aménagement du dressing en assurent une personnalisation maximale.

**Zusammenstellung 400** / B. 360 T. 57 H. 216 cm  
 Schrankkabine Selyz Ausführung Rau Esche Aschgrau. Einlegeböden, Unterschränke, Schubkastenelemente sowie weitere Elemente, Ausstattungen und Zubehörteile gewährleisten maximale Gestaltungsfreiheit.

# FINITURE\_FINISHES

## ESSENZE / WOOD FINISHES



FRASSINO CENERE  
ASH-GREY ASH




ROVERE TERMOCOTTO  
HEAT-TREATED OAK

## MATERICO ESSENZA / WOOD TEXTURED




FRASSINO CENERE  
ASH-GREY ASH



ROVERE TERMOCOTTO  
HEAT-TREATED OAK

## MATERICO NODATO / KNOTTED TEXTURED



NODATO SCURO  
DARK KNOTTED




NODATO CHIARO  
LIGHT KNOTTED

## MATERICO PORO APERTO / OPEN PORE TEXTURED




BIANCO GESSO  
CHALK WHITE




MADREPERLA  
MOTHER OF PEARL

## MATERICO OPACO / MATT TEXTURED



BIANCO GESSO  
CHALK WHITE




MADREPERLA  
MOTHER OF PEARL

## MATERICO / TEXTURED



MAYA BRONZE

# LACCATI PORO APERTO / OPEN PORE LACQUERED



## LACCATI OPACHI E LUCIDI / MATT AND GLOSS LACQUERED

121	122	123	124	127	128
BIANCO GESSO CHALK WHITE	PANNA CREAM	AVORIO IVORY	MADREPERLA MOTHER OF PEARL	HOT HOT GREY	SMOKE SMOKE
130	131	134	142	145	147
GRIGIO PIACENZA PIACENZA GREY	NERO FUMO SMOKE BLACK	ROSSO RED	CELESTE LIGHT BLUE	PINK PINK	OLIVA OLIVE
148	150	152	153	154	155
ARANCIO ORANGE	CANAPA HEMP	POMICE PUMICE	VERDE MUSCHIO MOSS GREEN	BLU AVIO AIR FORCE BLUE	CARTA DA ZUCCHERO BLUE GREY
156	157	158	159	160	
BORDEAUX BURGUNDY	PESCA PEACH	ZAFFERANO SAFFRON	SALVIA SAGE	ANTRACITE ANTHRACITE	

Le finiture e i colori sono indicativi e possono subire variazioni dovute alla tecnica di stampa.  
Finishes and colours are given as a rough guide only and are reproduced as accurately as the print process allows.

## SPECCHI / MIRROR

381	382	383	393
SPECCHIO ARGENTATO SILVER MIRROR	SPECCHIO BRONZO BRONZE MIRROR	SPECCHIO GRIGIO GREY MIRROR	SPECCHIO GRIGIO SATINATO SATIN GREY MIRROR

## VETRO COLORATO LUCIDO E SATINATO / GLOSS AND SATIN COLOURED GLASS

321 lucido /polished	322 lucido /polished	323 lucido /polished	324 lucido /polished	327 lucido /polished	328 lucido /polished
421 satinato / satin	422 satinato / satin	423 satinato / satin	424 satinato / satin	427 satinato / satin	428 satinato / satin
BIANCO GESSO CHALK WHITE	PANNA CREAM	AVORIO IVORY	MADREPERLA MOTHER OF PEARL	HOT HOT GREY	SMOKE SMOKE

329 lucido /polished	331 lucido /polished	334 lucido /polished	342 lucido /polished	345 lucido /polished	347 lucido /polished
429 satinato / satin	431 satinato / satin	434 satinato / satin	422 satinato / satin	445 satinato / satin	447 satinato / satin
GRIGIO PIACENZA PIACENZA GREY	NERO FUMO SMOKE BLACK	ROSSO RED	CELESTE LIGHT BLUE	PINK PINK	OLIVA OLIVE

348 lucido /polished	350 lucido /polished	352 lucido /polished	353 lucido /polished	354 lucido /polished	355 lucido /polished
448 satinato / satin	450 satinato / satin	452 satinato / satin	453 satinato / satin	454 satinato / satin	455 satinato / satin
ARANCIO ORANGE	CANAPA HEMP	POMICE PUMICE	VERDE MUSCHIO MOSS GREEN	BLU AVIO AIR FORCE BLUE	CARTA DA ZUCCHERO BLUE GREY

356 lucido /polished	357 lucido /polished	358 lucido /polished	359 lucido /polished	360 lucido /polished
456 satinato / satin	457 satinato / satin	458 satinato / satin	459 satinato / satin	460 satinato / satin
BORDEAUX BURGUNDY	PESCA PEACH	ZAFFERANO SAFFRON	SALVIA SAGE	ANTRACITE ANTHRACITE

E' vietata ogni riproduzione totale e parziale in Italia e all'estero.

Reproduction of all or any part of this publication in Italy or any other country is prohibited.

