


ventidue



porada

ventidue



porada

INDEX



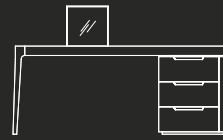
6
ABBY



9
ABBY GIREVOLE



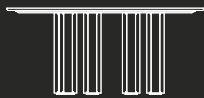
10
ABBY GIREVOLE
CON RUOTE



12
AFRODITE BIJOUX



14
ANDY GIREVOLE



16
BERRY



20
CALLISTO



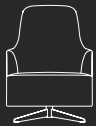
30
CELINE GIREVOLE



33
CONNIE GIREVOLE



37
COPINE GIREVOLE



38
COPINE BERGERE
GIREVOLE



40
ECKIG



44
EKERO LAMP



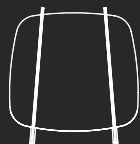
46
EKERO TOTEM



49
ESTER
SGABELLO LIFT



50
ÉTIENNE



64
GONG




69
INFINITY TAVOLO M



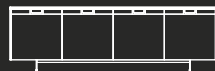
72
MAORI



74
MATICS 1



76
MATICS 2



82
MATICS 4



86
MATICS TV



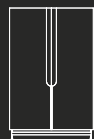
93
MIDÌ



96
NOEMI




99
ODINO



100
SAVIO



106
SOFTBAY



113
TRIPLE



114
YVES





ABBY

Sedia con braccioli con struttura in massello di frassino o noce canaletta e rivestimento nei tessuti della collezione.

Chair with armrests with frame in solid ash or canaletta walnut and cover in the fabrics of the collection.

ABBY ash canaletta stained - Tammy B 103 (cat. B)





BERRY 3 ash grey stained - Lapponia green marble
ABBY ash grey stained - Lint 07 (cat. C)

COQUET 40 black chromed metal - grey Carnico marble
ABBY GIREVOLE black matt metal - Tammy B 103 (cat. B)



ABBY GIREVOLE

Sedia con braccioli con basamento girevole in metallo a quattro razze e rivestimento nei tessuti della collezione.

Chair with armrests with four-spoke swivel metal base and cover in the fabrics of the collection.



ABBY GIREVOLE CON RUOTE

Sedia con braccioli con basamento in metallo girevole a cinque razze con ruote e rivestimento nei tessuti della collezione.

Chair with armrests with five spoke swivel metal base with castors and cover in the fabrics of the collection.



ABBY GIREVOLE CON RUOTE black matt metal - Tammy B 103 (cat. B)
AFROITE BIJOUX canaletta walnut - cuoietto dark grey

AFRODITE BIJOUX

Coiffeuse con struttura in massello di noce canaletta con specchio integrato e piano in Cuoietto.

Dressing table with frame in solid canaletta walnut with built-in mirror and top in Cuoietto leather.





CONNIE CON BRACCIOLI GIREVOLE ash canaletta stained - Tammy OS 10 (cat. B)
 AFRODITE BIJOUX canaletta walnut - cuoietto dark grey
 HALO 40 white Carrara marble

ANDY GIREVOLE

Sedia con o senza braccioli con basamento girevole in massello di frassino o di noce canaletta e rivestimento nei tessuti della collezione. Possibilità di ordinare schienale e bottoni tono su tono o in contrasto.

Chair with or without armrests with swivel base in solid ash or canaletta walnut and cover in the fabrics of the collection. The back and the buttons can be tone on tone or in contrast.



INFINITY TAVOLO M ash grey stained - grey Carrara marble - brushed matt black metal
ANDY GIREVOLE ash wengé stained - Tammy OS 09 (cat. B)
ODINO OVALE Macassar ebony

BERRY

Tavolo da pranzo con piano in marmo e gambe in massello di noce canaletta o frassino con piedini in metallo.

Dining table with marble top and legs in solid canaletta walnut or ash with metal feet.



BERRY 3 ash grey stained - Lapponia green marble
ABBY ash grey stained - Lint 07 (cat. C)





BERRY 3 ash grey stained - Lapponia green marble
ABBY ash grey stained - Lint 07 (cat. C)


CALLISTO

Tavolino con base in legno laccato opaco poro chiuso
finitura Bronzoro e piano in marmo.

Coffee table with Bronzoro matt lacquered closed pore
wooden base and marble top.

CALLISTO H25 bronzoro matt closed pore - Dover white marble





CALLISTO H35 bronzoro matt closed pore - Lapponia green marble
YVES canaletta walnut - Tammy B 017 (cat. B)

CALLISTO H30 bronzoro matt closed pore - Dover white marble





CALLISTO H30 bronzoro matt closed pore - Imperial Rome marble
SOFTBAY END UNIT canaletta walnut - Bouclage 01/1 (cat. B)

CALLISTO MIX bronzoro matt closed pore - Laponia green, Dover white, grey Carmico marble





CALLISTO MIX

Tavolino con base in legno laccato opaco poro chiuso finitura Bronzoro e tre piani in marmo di dimensioni differenti. Possibilità di avere i marmi in finiture differenti o nella stessa finitura.

Coffee table with Bronzoro matt lacquered closed pore wooden base and three marble tops of different sizes. It is possible to have the tops in different finishes or in a single one.

CALLISTO MIX bronzoro matt closed pore - Laponia green, Dover white, grey Carnico marble





CALLISTO MIX TAVOLINO / COFFEE TABLE

DESIGN C. BALLABIO





CALLISTO MIX bronzoro matt closed pore - Dover white marble
LOUIS canaletta walnut - Moran 111 (cat. C)

CELINE GIREVOLE

Sedia con braccioli con basamento girevole in massello di frassino o noce canaletta e rivestimento nei tessuti della collezione. Possibilità di ordinare schienale e bottoni tono su tono o in contrasto.

Chair with armrests with swivel base in solid ash or canaletta walnut and cover in the fabrics of the collection. The back and the buttons can be tone on tone or in contrast.



CELINE GIREVOLE ash wengé stained - Patch 15 (cat. C)

CONNIE CON BRACCIOLI GIREVOLE ash canaletta stained - Tammy OS 10 (cat. B)



CONNIE GIREVOLE

Sedia con o senza braccioli con basamento girevole in massello di frassino o noce canaletta e rivestimento nei tessuti della collezione. Possibilità di ordinare schienale e bottoni tono su tono o in contrasto.

Chair with or without armrests with swivel base in solid ash or canaletta walnut and cover in the fabrics of the collection. The back and the buttons can be tone on tone or in contrast.





COPINE GIREVOLE grey pewter metal - Tammy OS 12 (cat. B)
CALLISTO H30 bronzoro matt closed pore - Dover white marble



COPINE GIREVOLE

Poltrona con basamento girevole in metallo con meccanismo di ritorno automatico e rivestimento nei tessuti della collezione.

Armchair with swivel metal base with returning mechanism and cover in the fabrics of the collection.



COPINE BERGERE GIREVOLE

Poltrona con basamento girevole in metallo con meccanismo di ritorno rivestimento nei tessuti della collezione.

Armchair with swivel metal base with returning mechanism and cover in the fabrics of the collection.



COPINE BERGERE GIREVOLE grey pewter metal - Tammy P 062 (cat. B)
CALLISTO H35 bronzoro matt closed pore - Lapponia green marble

ECKIG

Tavolino con struttura in massello di noce canaletta e piano in legno o in marmo, con bordo in legno massello.

Coffee table with solid canaletta walnut frame and wooden or marble top with solid wooden edges.





ÉTIENNE comp. F canaletta walnut - Silesia 13 (cat. C)
ECKIG 120 H30 canaletta walnut - black Sahara noir marble
ECKIG 100 H38 canaletta walnut

ÉTIENNE comp. F canaletta walnut - Silesia 13 (cat. C)
ECKIG 120 H30 canaletta walnut - black Sahara noir marble
ECKIG 100 H38 canaletta walnut - - white Calacatta gold marble





ECKIG 100 H38 canaletta walnut - - white Calacatta gold marble
EKERO LAMP Ø40 grey Carnico marble - grey pewter metal
ÉTIENNE comp. F canaletta walnut - Silesia 13 (cat. C)

EKERO LAMP

Lampada da tavolo con base cilindrica in marmo e luce LED dimmerabile. Stelo centrale in metallo e diffusore in vetro opalino bianco acidato.

Table lamp with cylindrical marble base and dimmable LED lighting. Central pole in metal and diffuser in white opal frosted glass.



EKERO LAMP Ø20 grey Carrara marble - grey pewter metal



EKERO LAMP Ø50 grey Carnico marble - grey pewter metal

EKERO TOTEM

Lampada da terra con base cilindrica in marmo e luce LED dimmerabile. Struttura in metallo, diffusore in vetro opalino bianco acidato e svuotatasche in massello di noce canaletta.

Floor lamp with cylindrical marble base and dimmable LED lighting. Metal frame, diffuser in white opal frosted glass and coin tray in solid canaletta walnut.



EKERO TOTEM canaletta walnut - grey Carnico marble - grey pewter metal
ETIENNE comp. A ash wengè stained - Pelle Plus 30 (cat. PLUS)

QUADRIFOGLIO BISTROT Ø80 canaletta walnut - bronzoro metal - clear glass
ESTER SGABELLO LIFT canaletta walnut - black matt metal - Pelle Extra L622 (cat. EXTRA)



ESTER SGABELLO LIFT

Sgabello girevole con struttura in massello di noce canaletta o frassino, base regolabile in metallo e rivestimento nei tessuti della collezione.

Swiveling stool in solid canaletta walnut or ash with adjustable metal frame and seat covered in the fabrics of the collection.



ESTER SGABELLO LIFT canaletta walnut - chrome plated metal - Range 12 (cat. D)

ÉTIENNE

Divano modulare con piedini in massello di noce canaletta o frassino e metallo finitura grigio peltro. La parte superiore dei cuscini di seduta e schienale è imbottita con ovatta Microflock (100% poliestere rigenerato). Rivestimento nei tessuti della collezione.

Modular sofa with feet in solid canaletta walnut or ash and grey pewter metal. The upper part of the seat and back cushions is upholstered with Microflock padding (100% recycled polyester). Cover in the fabrics of the collection.





JELLY H55 TONDO canaletta walnut wengè stained - black chromed metal - clear cast glass
JOINT 110 M canaletta walnut - black chromed metal - white Calacatta gold marble
EKERO XL ROUND 80 canaletta walnut - black matt metal - grey Carrara marble
GARY BIG canaletta walnut wengè stained - white Carrara marble
ÉTIENNE comp. 1 - 1 ash wengè stained - Tammy OS 06 (cat. B)

SMILE ash wengé stained - Tammy P 069 (cat. B)
ÉTIENNE comp. E canaletta walnut - Tammy OS 10 (cat. B)
CALLISTO H25 bronzoro matt closed pore - Dover white marble
JELLY H40 OVALE canaletta walnut - black chromed metal - smoked cast glass
JELLY H55 TONDO canaletta walnut - black chromed metal - grey Carrico marble





ÉTIENNE DIVANO / SOFA



ÉTIENNE canaletta walnut - Silesia 13 (cat. C)



ÉTIENNE ash wengé stained - Tammy OS 06 (cat. B)

DESIGN E. GARBIN





INFINITY TAVOLINO TONDO Ø120 canaletta walnut - grey pewter metal - clear glass
 LAGOM 54X54 canaletta walnut - Pelle Plus 68 (cat. PLUS) - Tammy OS 06 (cat. B)
 ÉTIENNE comp. H canaletta walnut - Sitiesia 10 (cat. C)
 LOUIS canaletta walnut - Moran 111 (cat. C)





EKERO SQUARE H60 canaletta walnut - black matt metal - grey Carnico marble
ECKIG 120 H30 canaletta walnut - black Sahara noir marble
EKERO LAMP Ø50 grey Carnico marble - grey pewter metal
COQUET 40 black chromed metal - grey Carnico marble
ÉTIENNE comp. F. canaletta walnut - Silesia 13 (cat. C)

ÉTIENNE comp. A ash wengé stained - Pelle Plus 30 (cat. PLUS)
EKERO TOTEM canaletta walnut - grey Carnico marble - grey pewter metal
EKERO OVAL H55 canaletta walnut - black matt metal - grey Carnico marble
EKERO SQUARE H60 canaletta walnut - black matt metal - grey Carnico marble





ÉTIENNE DIVANO / SOFA

DESIGN E. GARBIN

SCRIPT 45 ash wengé stained - black Sahara Noir marble
ÉTIENNE comp. 1 - 1 ash wengé stained - Tammy OS 06 (cat. B)
ÉTIENNE comp. 1 - 2 ash wengé stained - Pelle Plus 68 (cat. PLUS)
EKERO XL ROUND 80 canaletta walnut - black matt metal - grey Carnico marble
JOINT 110 M canaletta walnut - black chromed metal - white Calacatta gold marble
JELLY H55 TONDO canaletta walnut wengé stained - black chromed metal - clear cast glass





EKERO LAMP Ø50 grey Carrico marble - grey pewter metal
ÉTIENNE comp. F canaletta walnut - Silesia 13 (cat. C)

FIRST canaletta walnut
ODINO TONDO Macassar ebony
LOUIS canaletta walnut - Moran 111 (cat. C)
JOK canaletta walnut - black chromed metal
ÉTIENNE comp. G canaletta walnut - Tammy OS 10 (cat. B)
CALLISTO MIX bronzoro matt closed pore - Dover white marble





ÉTIENNE DIVANO / SOFA

DESIGN E. GARBIN

GONG

Specchio in appoggio con
struttura in massello di
frassino.

Mirror to be anchored
to the wall with frame in
solid ash.



EKERO LAMP Ø50 grey Carnico marble - grey pewter metal
COPINE WOOD canaletta walnut - Moran 114 (Cat. C)
GONG ash grey stained

GIOLIO MISS ELLSO MIX ESTER SIR BIS

GIOLIO

MIX

MIX

ANDY CONNY

SEVA

GIOVE

SP. 60
N. 8 PEZZI
SPECCHIA ROTONDO

2 PZ
Mm 60

SPECCHIERA - Ø 200
N. 14 PZ.
GIOVE SP. 100

UNI SEDIA
PZ. 1

SP. 60
SPECCHIERA
PZ N. 1

N. 1 PEZZO
PZ 20 x 80 x 80

N.

SS

5

8x8

UNCEE DA

FOUR SEASONS

SOFT. BAY

TAVOLO

TAVOLO

NIN

ALLISON

INFINITY

TRIER TOK

COSSO

TAVOLANO INFINITY

← SOFT BAY (7-5-20)
SP. 80 GAMBIA DIVANO (N. 1 PZ)

SPESS. 80

SP. 60 INFINITY

N° 6 P.2. + TAVOLANO

N° 14 CORNICE H.F. 1,6

SCARON CORNICE TOK SP. 32

NUFA

FOUR SEASONS OVALE

(GAMBIA 53X4 SP.80 GAMBIA 34X13 SP.80)

N° 9 PEZZI

0700

Handwritten symbols and numbers: (G), (H), (N), 45.110

Handwritten: mm 40

Handwritten: OK →

INFINITY TAVOLO OVALE 2 BASI M 280 x120 canaletta walnut - brushed matt black metal - Dover white marble
ABBY ash canaletta stained - Tammy B 103 (cat. B)



INFINITY TAVOLO M

Serie di tavoli da pranzo con basi in massello di noce canaletta o frassino montate su piastre in metallo e piano in marmo.

Collection of dining tables with bases in solid canaletta walnut or ash mounted on metal rings and marble top.





INFINITY TAVOLO OVALE 2 BASI M 280 x120 canaletta walnut - brushed matt black metal - Dover white marble
IONIS canaletta walnut - Tammy OS 12 (cat. B)
ASTRA 2 ash wengè stained
PEBBLE canaletta walnut

MAORI

Console in appoggio a parete con struttura in metallo grigio peltro e piano in massello di noce canaletta.

Wall mounted console with grey pewter metal frame and solid canaletta walnut top.





MAORI canaletta walnut

MATICS 1

Mobile in noce canaletta sospeso o in appoggio, a giorno o con ante in vetro. Pannello posteriore disponibile in legno, metallo finitura bronzo gofrato o cuoio nei colori della collezione. Interno attrezzato con illuminazione a LED integrata dimmerabile.

Wall-mounted or free-standing storage unit in canaletta walnut, open or with glass doors. Back panel available in wood textured bronze metal or cuoio, in the colours of the collection. The inside is equipped with dimmable LED lighting.





MATICS TV 320 canaletta walnut - grey pewter metal
MATICS 1 OPEN canaletta walnut - textured bronze
MATICS TV BOARD 214 canaletta walnut

MATICS 2

Madia in noce canaletta a giorno o con ante in vetro con base in metallo finitura grigio peltro. Pannello posteriore disponibile in legno, metallo finitura bronzo goffrato o cuoio nei colori della collezione. Interno attrezzato con illuminazione a LED integrata dimmerabile.

Cupboard in canaletta walnut open or with glass doors with grey pewter metal base. Back panel available in wood textured bronze metal or cuoio, in the colours of the collection. The inside is equipped with dimmable LED lighting.





MATICS 2 DOOR canaletta walnut - grey pewter metal - cuoio dark grey

MATICS 2 OPEN canaletta walnut - textured bronze - grey pewter metal - cuoio dark grey





MATICS 2 DOOR canaletta walnut - grey pewter metal - cuoio invecchiato
SMILE ash wengé stained - Tammy P 069 (cat. B)





MATICS 2 OPEN canaletta walnut - grey pewter metal - cuoio dark grey

MATICS 4

Credenza in noce canaletta con quattro ante battenti in legno con intarsio o in vetro con luce LED interna dimmerabile. Base in metallo finitura petro e piano in legno o marmo.

Sideboard with four wooden doors or glass doors with built-in dimmable LED lighting. Metal base in grey pewter finish, frame in canaletta walnut and wooden or marble top.

LEVANTE canaletta walnut - brushed bronzed brass
 MATICS 4 LEGNO canaletta walnut - grey pewter metal
 EKERO LAMP Ø40 grey pewter metal - grey Carrnico marble





MATICS 4 LEGNO canaletta walnut - grey pewter metal - grey Camico marble
EKERO LAMP Ø40 grey pewter metal - grey Camico marble
LEVANTE canaletta walnut - brushed bronzed brass





EVELIN / EVELIN CON BRACCIOLI ash grey stained - Tammy B 000 (cat.B) - cordonetto cuoio testa di moro
 INFINITY TAVOLO TONDO Ø140 ash grey stained - brushed matt black metal - grey Carnico marble
 MATICS 4 CRISTALLO canaletta walnut - grey pewter metal - grey Carnico marble
 EKERO LAMP Ø40 grey pewter metal - grey Carnico marble

MATICS TV

Sistema componibile formato da mobile porta TV e pannello porta TV. Mobile porta TV in noce canaletta con ante a ribalta in legno, maniglie incassate, base in metallo finitura peltro e piano in legno o marmo. Pannello porta TV in noce canaletta, dotato di foro passacavi nella parte centrale.

Modular system with TV unit and TV board. TV unit in canaletta walnut with wooden flap doors, recessed handles, grey pewter metal base and marble or wooden top. TV board in canaletta walnut, equipped with cable management cut-out in the central part.





EKERO SQUARE H60 canaletta walnut - black matt metal - grey Camico marble
MATICS 1 DOOR canaletta walnut - grey pewter metal - cuoio invecchiato
MATICS TV 320 canaletta walnut - grey pewter metal
COPINE WOOD canaletta walnut - Moran 114 (Cat. C)

MATICS TV BOARD 214 canaletta walnut
COPINE GIREVOLE grey pewter metal - Tammy OS 12 (cat. B)
MATICS TV 214 canaletta walnut - grey pewter metal - black Sahara noir marble
JELLY H55 TONDO canaletta walnut - black chromed metal - grey Carnico marble





MATICS TV PORTA TV / TV UNIT

DESIGN G. & O. BURATTI





MIDI canaletta walnut - cuoio corda - bronzoro metal
CELINE GIREVOLE ash wengé stained - Patch 15 (cat. C)
ELIS canaletta walnut - chromed metal - Pelle Plus 30 (cat. PLUS)





MIDÌ

Scrivania in noce canaletta con inserti in Cuoiotto e contenitore laterale attrezzato con pianetti estraibili, cassetti e vani a giorno.

Writing desk in canaletta walnut with cuoiotto inserts and side cabinet equipped with pull-out shelves, drawers, and open compartments.







MIDI canaletta walnut - cuoio corda - bronzoro metal
CELINE GIREVOLE ash wengé stained - Patch 15 (cat. C)
ELIS canaletta walnut - chromed metal - Pelle Plus 30 (cat. PLUS)

NOEMI

Sedia con struttura in massello di noce canaletta e rivestimento nei tessuti della collezione.

Chair with frame in solid canaletta walnut and cover in the fabrics of the collection.





NOEMI canaletta walnut - Tammy OS 10 (cat. B)

ODINO TONDO Macassar ebony
CALLISTO MIX bronzoro matt closed pore - Dover white marble



ODINO

Specchio tondo o ovale da parete oppure in appoggio con cornice in ebano Macassar o in frassino.

Oval or round mirror with frame in Macassar ebony or ash to be hung or to be leaned against the wall.



LAGOM 54X54 canaletta walnut - Pelle Plus 68 (cat. PLUS) - Tammy OS 06 (cat. B)
ODINO OVALE Macassar ebony

SAVIO



Mobile scrittoio autoportante in noce canaletta con due ante e inserti in acero naturale. Interno accessorato con piano a ribalta in legno rivestito in Cuoietto invecchiato e vano centrale provvisto di luce LED dimmerabile.

Working station with two doors in canaletta walnut and natural maple inserts. Interior equipped with Cuoietto invecchiato covered flap top and central compartment with dimmable LED light.





SAVIO canaletta walnut - natural maple - black matt metal - cuoietto invecchiato
NISSA CON BRACCIOLI canaletta walnut - Tammy OS 12 (cat. B)





SAVIO canaletta walnut - natural maple - black matt metal - cuoietto invecchiato
NISSA CON BRACCIOLO canaletta walnut - Tammy OS 12 (cat. B)

SAVIO canaletta walnut - natural maple - black matt metal - cuoietto invecchiato
NISSA CON BRACCIOLI canaletta walnut - Tammy OS 12 (cat. B)





SOFTBAY

Divano componibile con piedini in massello di noce canaletta e rivestimento nei tessuti della collezione.

Modular sofa with four feet in solid canaletta walnut and cover in the fabrics of the collection.





SOFTBAY END UNIT / CHAISE LONGUE canaletta walnut - Bouclage 01/1 (cat. B)
EKERO XL ROUND 80 canaletta walnut - black matt metal - grey Carmico marble
LOUIS canaletta walnut - Moran 111 (cat. C)





EKERO XL ROUND 80 canaletta walnut - black matt metal - grey Carrico marble
CALLISTO H30 bronzoro matt closed pore - Imperial Rome marble
SOFTBAY END UNIT canaletta walnut - Bouclage 01/1 (cat. B)
EKERO LAMP Ø40 grey pewter metal - white Carrara marble
SMILE ash wengé stained - Tammy P 062 (cat. B)
DECK canaletta walnut

JOINT 60 C canaletta walnut - black chromed metal - clear glass
SOFTBAY CHAISE LONGUE canaletta walnut - Bouclage 01/1 (cat. B)
EKERO SQUARE H60 canaletta walnut - black matt metal - grey Carnico marble





SOFTBAY CHAISE LONGUE canaletta walnut - Bouclage 01/1 (cat. B)
ECKIG 100 H38 canaletta walnut - white Calacatta gold marble
HALO 60 white Carrara marble

TRIPLE COMP. C Macassar ebony
COPINE WOOD canaletta walnut - Moran 114 (cat. C)



TRIPLE

Elementi a specchio con cornice in finitura ebano Macassar o noce canaletta.

Mirror units with frame in Macassar ebony or canaletta walnut.



YVES

Divano e pouf con piedini in massello di noce canaletta e rivestimento nei tessuti della collezione.

Sofa and pouf with feet in solid canaletta walnut and cover in the fabrics of the collection.





YVES / YVES POUF canaletta walnut - Tammy B 017 (cat. B)
EKERO LAMP Ø40 grey pewter metal - grey Carnico marble
CALLISTO H35 bronzoro matt closed pore - Lapponia green
ODINO OVALE Macassar ebony


ODINO OVALE Macassar-ebony
CALLISTO H35 bronzoro matt closed-pore - Lapponia green
YVES / YVES POUF canaletta walnut - Tammy B 017 (cat. B)






YVES DIVANO / SOFA

DESIGN G. & O. BURATTI





INFORMAZIONI TECNICHE

TECHNICAL DRAWINGS

Porada si riserva la facoltà di modificare, in qualunque momento e senza preavviso, le caratteristiche tecniche e le misure dei modelli illustrati nel presente catalogo. Le misure sono in cm. e in pollici.

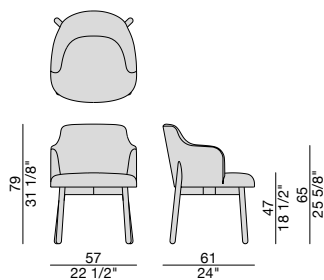
Porada reserves the right to change, at any time and without notice, the technical specifications, including modifications of sizes, of any product illustrated in this catalogue. The measures are in cm. and inches.

ABBY

Design: G. & O. Buratti

ESSENZA - WOOD

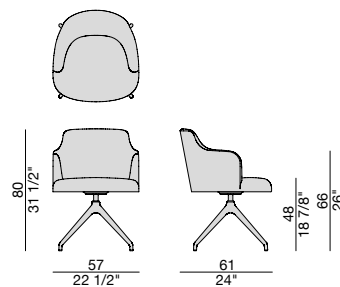
- frassino naturale - natural ash
- frassino tinto moka - ash moka stained
- frassino tinto noce canaletta - ash canaletta walnut stained
- frassino tinto wengé - ash wengé stained
- frassino tinto canapa - ash canapa stained
- frassino tinto grigio - ash grey stained
- laccato opaco poro aperto - matt lacquered open pore
- noce canaletta - canaletta walnut
- noce canaletta tinto moka - canaletta walnut moka stained
- noce canaletta tinto wengé - canaletta walnut wengé stained
- laccato opaco poro chiuso - matt lacquered closed pore

**ABBY GIREVOLE**

Design: G. & O. Buratti

METALLO - METAL

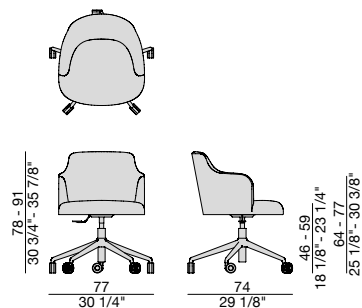
- cromato - chrome plated
- nero opaco - black matt

**ABBY GIREVOLE CON RUOTE**

Design: G. & O. Buratti

METALLO - METAL

- cromato - chrome plated
- nero opaco - black matt



AFRODITE BIJOUX

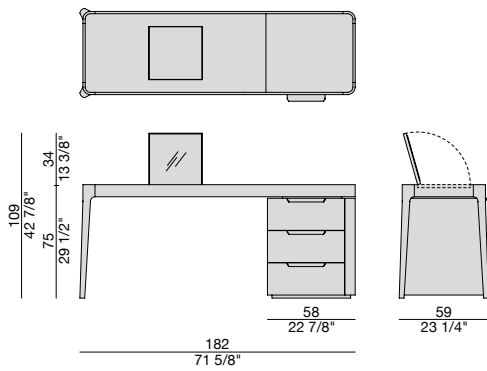
Design: C. Ballabio

ESSENZA - WOOD

- noce canaletta - canaletta walnut
- noce canaletta tinto moka - canaletta walnut moka stained
- noce canaletta tinto wengé - canaletta walnut wengé stained
- laccato opaco poro chiuso - matt lacquered closed pore

RIVESTIMENTO - COVER

- cuoietto



ANDY GIREVOLE

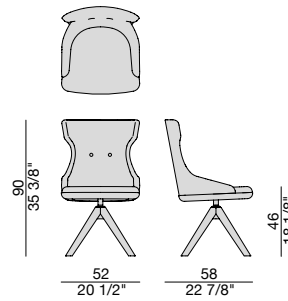
Design: C. Ballabio

ESSENZA - WOOD

- frassino naturale - natural ash
- frassino tinto moka - ash moka stained
- frassino tinto noce canaletta - ash canaletta walnut stained
- frassino tinto wengé - ash wengé stained
- frassino tinto canapa - ash canapa stained
- frassino tinto grigio - ash grey stained
- laccato opaco poro aperto - matt lacquered open pore
- noce canaletta - canaletta walnut
- noce canaletta tinto moka - canaletta walnut moka stained
- noce canaletta tinto wengé - canaletta walnut wengé stained
- laccato opaco poro chiuso - matt lacquered closed pore

METALLO - METAL

- grigio peltro - grey pewter



ANDY CON BRACCIOLI GIREVOLE

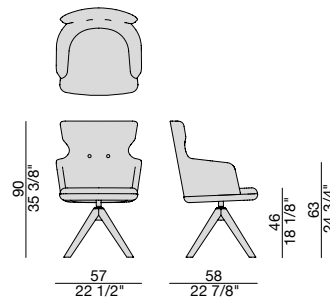
Design: C. Ballabio

ESSENZA - WOOD

- frassino naturale - natural ash
- frassino tinto moka - ash moka stained
- frassino tinto noce canaletta - ash canaletta walnut stained
- frassino tinto wengé - ash wengé stained
- frassino tinto canapa - ash canapa stained
- frassino tinto grigio - ash grey stained
- laccato opaco poro aperto - matt lacquered open pore
- noce canaletta - canaletta walnut
- noce canaletta tinto moka - canaletta walnut moka stained
- noce canaletta tinto wengé - canaletta walnut wengé stained
- laccato opaco poro chiuso - matt lacquered closed pore

METALLO - METAL

- grigio peltro - grey pewter



BERRY

Design: C. Ballabio

ESSENZA - WOOD

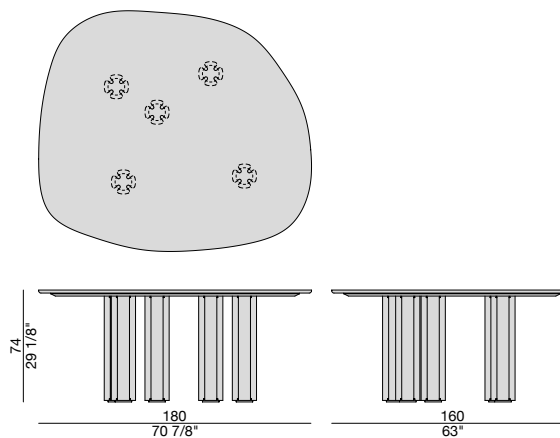
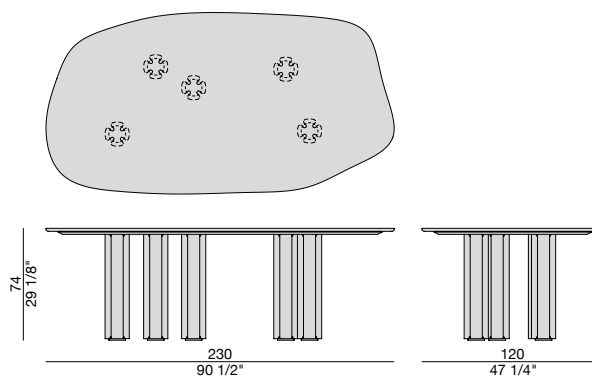
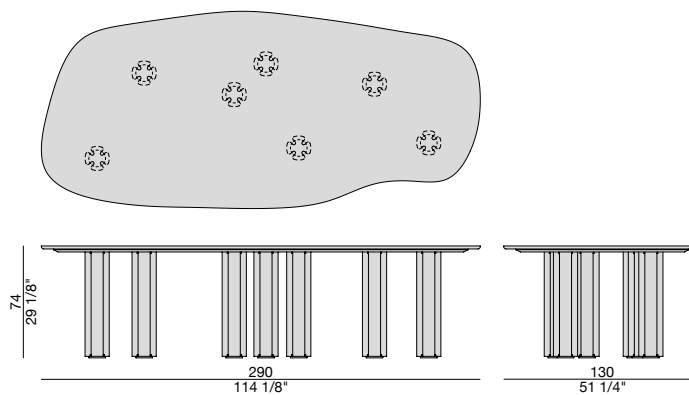
- frassino naturale - natural ash
- frassino tinto moka - ash moka stained
- frassino tinto noce canaletta - ash canaletta walnut stained
- frassino tinto wengé - ash wengé stained
- frassino tinto canapa - ash canapa stained
- frassino tinto grigio - ash grey stained
- laccato opaco poro aperto - matt lacquered open pore
- noce canaletta - canaletta walnut
- noce canaletta tinto moka - canaletta walnut moka stained
- noce canaletta tinto wengé - canaletta walnut wengé stained
- laccato opaco poro chiuso - matt lacquered closed pore

MARMO - MARBLE

- Dover white - Dover white
- Roma Imperiale - Imperial Rome
- verde Lapponia - Lapponia green
- nero Sahara Noir - black Sahara Noir
- bianco Calacatta oro - white Calacatta gold
- marrone Emperador Dark - brown Emperador Dark
- grigio Carnico - grey Carnico

METALLO - METAL

- nero opaco - black matt

BERRY 1**BERRY 2****BERRY 3**

CALLISTO

Design: C. Ballabio

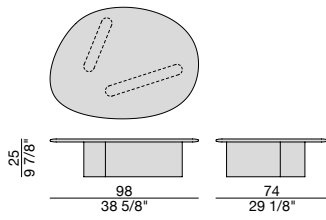
ESSENZA - WOOD

• bronzoro opaco poro chiuso - bronzoro matt closed pore

MARMO - MARBLE

- verde Lapponia - Lapponia green
- Dover white - Dover white
- grigio Carnico - grey Carnico
- Roma Imperiale - Imperial Rome

CALLISTO H25



CALLISTO MIX

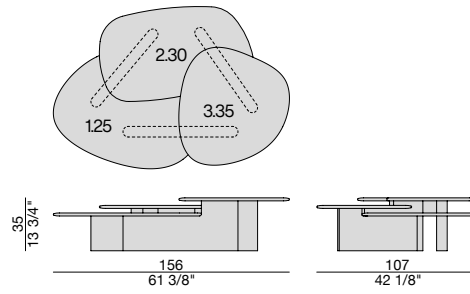
Design: C. Ballabio

ESSENZA - WOOD

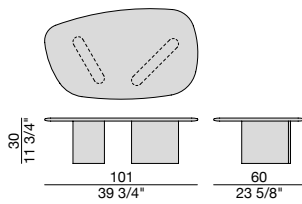
• bronzoro opaco poro chiuso - bronzoro matt closed pore

MARMO - MARBLE

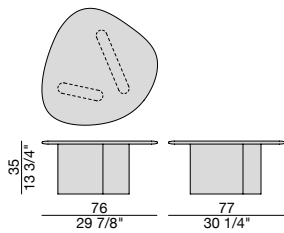
- verde Lapponia - Lapponia green
- Dover white - Dover white
- grigio Carnico - grey Carnico
- Roma Imperiale - Imperial Rome



CALLISTO H30



CALLISTO H35



CELINE GIREVOLE

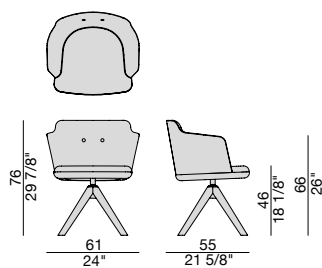
Design: C. Ballabio

ESSENZA - WOOD

- frassino naturale - natural ash
- frassino tinto moka - ash moka stained
- frassino tinto noce canaletta - ash canaletta walnut stained
- frassino tinto wengé - ash wengé stained
- frassino tinto canapa - ash canapa stained
- frassino tinto grigio - ash grey stained
- laccato opaco poro aperto - matt lacquered open pore
- noce canaletta - canaletta walnut
- noce canaletta tinto moka - canaletta walnut moka stained
- noce canaletta tinto wengé - canaletta walnut wengé stained
- laccato opaco poro chiuso - matt lacquered closed pore

METALLO - METAL

- grigio peltro - grey pewter

**CONNIE GIREVOLE**

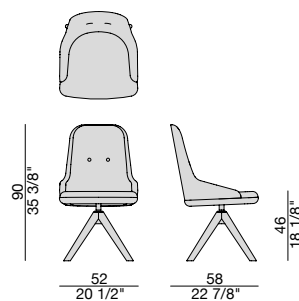
Design: C. Ballabio

ESSENZA - WOOD

- frassino naturale - natural ash
- frassino tinto moka - ash moka stained
- frassino tinto noce canaletta - ash canaletta walnut stained
- frassino tinto wengé - ash wengé stained
- frassino tinto canapa - ash canapa stained
- frassino tinto grigio - ash grey stained
- laccato opaco poro aperto - matt lacquered open pore
- noce canaletta - canaletta walnut
- noce canaletta tinto moka - canaletta walnut moka stained
- noce canaletta tinto wengé - canaletta walnut wengé stained
- laccato opaco poro chiuso - matt lacquered closed pore

METALLO - METAL

- grigio peltro - grey pewter

**CONNIE CON BRACCIOLI GIREVOLE**

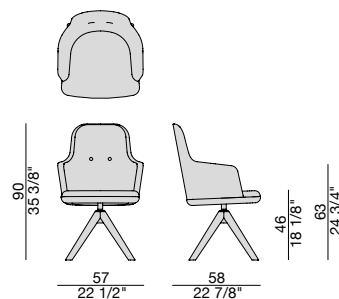
Design: C. Ballabio

ESSENZA - WOOD

- frassino naturale - natural ash
- frassino tinto moka - ash moka stained
- frassino tinto noce canaletta - ash canaletta walnut stained
- frassino tinto wengé - ash wengé stained
- frassino tinto canapa - ash canapa stained
- frassino tinto grigio - ash grey stained
- laccato opaco poro aperto - matt lacquered open pore
- noce canaletta - canaletta walnut
- noce canaletta tinto moka - canaletta walnut moka stained
- noce canaletta tinto wengé - canaletta walnut wengé stained
- laccato opaco poro chiuso - matt lacquered closed pore

METALLO - METAL

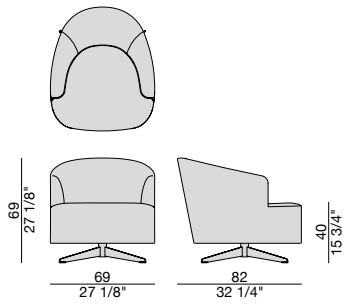
- grigio peltro - grey pewter



COPINE GIREVOLE

Design: G. & O. Buratti

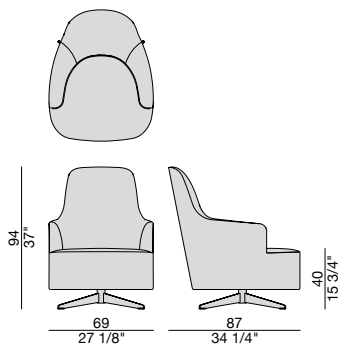
METALLO - METAL
 · grigio peltro - grey pewter



COPINE BERGERE GIREVOLE

Design: G. & O. Buratti

METALLO - METAL
 · grigio peltro - grey pewter



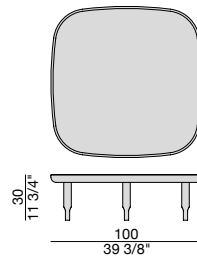
ECKIG

Design: M. Marconato - T. Zappa

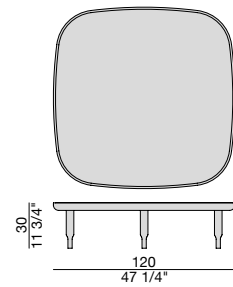
ESSENZA - WOOD
 · noce canaletta - canaletta walnut
 · noce canaletta tinto moka - canaletta walnut moka stained
 · noce canaletta tinto wengé - canaletta walnut wengé stained
 · laccato opaco poro chiuso - matt lacquered closed pore

MARMO - MARBLE
 · nero Sahara Noir - black Sahara Noir
 · bianco Calacatta oro - white Calacatta gold
 · marrone Emperador Dark - brown Emperador Dark
 · grigio Carrico - grey Carrico

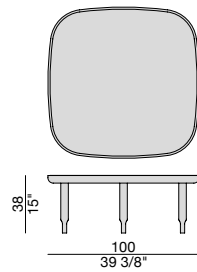
ECKIG 100 H30



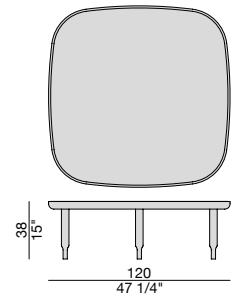
ECKIG 120 H30



ECKIG 100 H38



ECKIG 120 H38



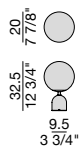
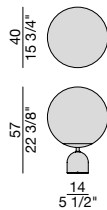
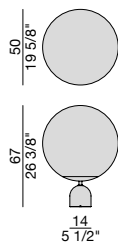
EKERO LAMP

Design: Tollgard & Castellani

METALLO - METAL
 • grigio peltro - grey pewter

MARMO - MARBLE
 • bianco Carrara - white Carrara
 • grigio Carnico - grey Carnico

DIFFUSORE - DIFFUSER
 • vetro opalino bianco acidato - white opal glas

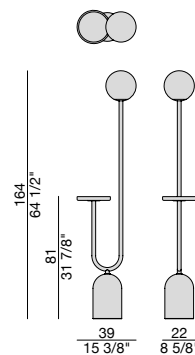
EKERO LAMP Ø20**EKERO LAMP Ø40****EKERO LAMP Ø50****EKERO TOTEM**

Design: Tollgard & Castellani

ESSENZA - WOOD
 • noce canaletta - canaletta walnut
 • noce canaletta tinto moka - canaletta walnut moka stained
 • noce canaletta tinto wengé - canaletta walnut wengé stained
 • laccato opaco poro chiuso - matt lacquered closed pore

METALLO - METAL
 • grigio peltro - grey pewter

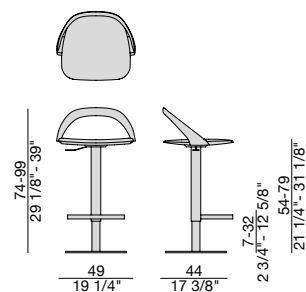
MARMO - MARBLE
 • bianco Carrara - white Carrara
 • grigio Carnico - grey Carnico

**ESTER SGABELLO LIFT**

Design: S. Bigi

ESSENZA - WOOD
 • frassino naturale - natural ash
 • frassino tinto moka - ash moka stained
 • frassino tinto noce canaletta - ash canaletta walnut stained
 • frassino tinto wengé - ash wengé stained
 • frassino tinto canapa - ash canapa stained
 • frassino tinto grigio - ash grey stained
 • laccato opaco poro aperto - matt lacquered open pore
 • noce canaletta - canaletta walnut
 • noce canaletta tinto moka - canaletta walnut moka stained
 • noce canaletta tinto wengé - canaletta walnut wengé stained
 • laccato opaco poro chiuso - matt lacquered closed pore

METALLO - METAL
 • grigio peltro - grey pewter
 • nero opaco - black matt



ÉTIENNE

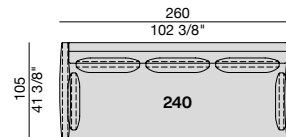
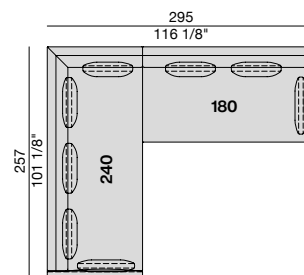
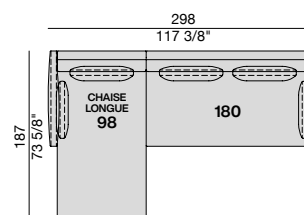
Design: E. Garbin

ESSENZA - WOOD

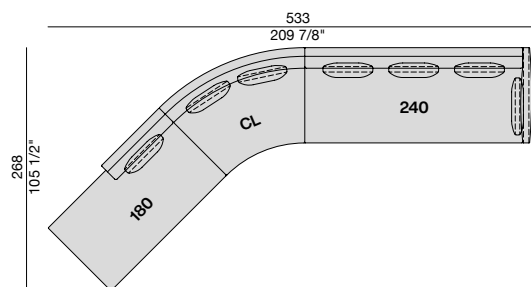
- frassino naturale - natural ash
- frassino tinto moka - ash moka stained
- frassino tinto noce canaletta - ash canaletta walnut stained
- frassino tinto wengé - ash wengé stained
- frassino tinto canapa - ash canapa stained
- frassino tinto grigio - ash grey stained
- laccato opaco poro aperto - matt lacquered open pore
- noce canaletta - canaletta walnut
- noce canaletta tinto moka - canaletta walnut moka stained
- noce canaletta tinto wengé - canaletta walnut wengé stained
- laccato opaco poro chiuso - matt lacquered closed pore

METALLO - METAL

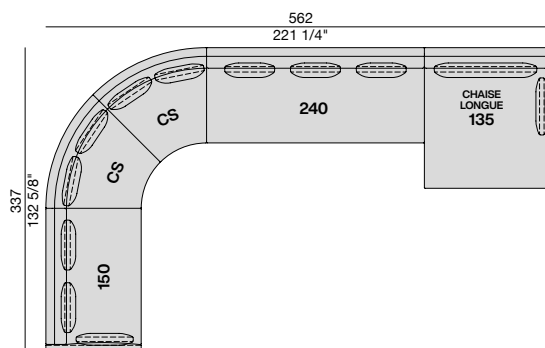
- grigio petro - grey pewter

ÉTIENNE COMP. A**ÉTIENNE COMP. B****ÉTIENNE COMP. C**

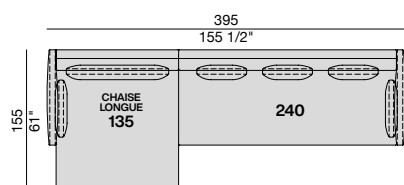
ÉTIENNE COMP. D



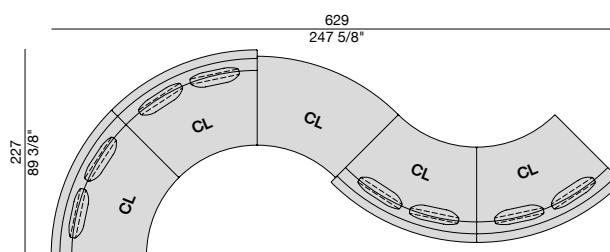
ÉTIENNE COMP. G



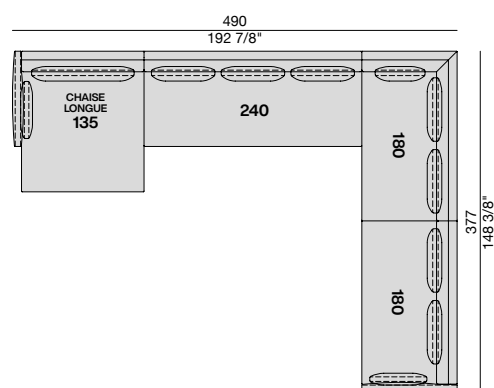
ÉTIENNE COMP. E



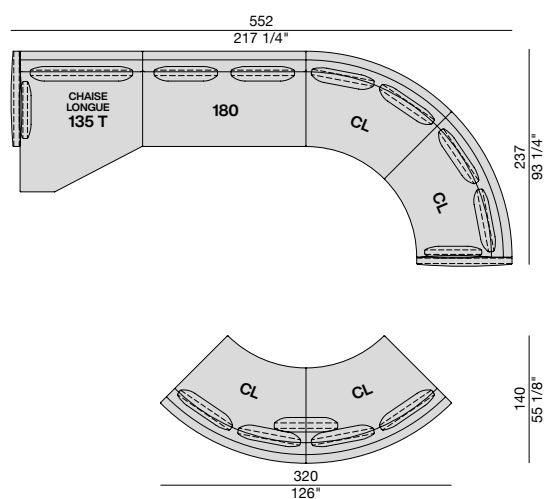
ÉTIENNE COMP. H



ÉTIENNE COMP. F



ÉTIENNE COMP. I



GONG

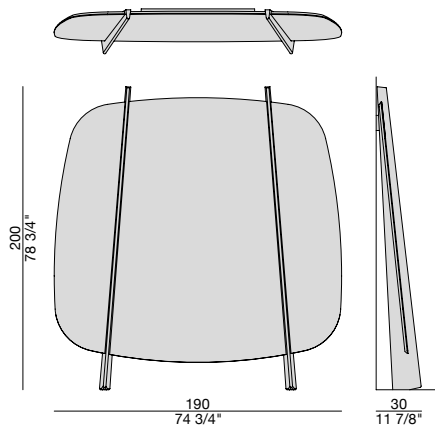
Design: M. Marconato - T. Zappa

ESSENZA - WOOD

- frassino naturale - natural ash
- frassino tinto moka - ash moka stained
- frassino tinto noce canaletta - ash canaletta walnut stained
- frassino tinto wengé - ash wengé stained
- frassino tinto canapa - ash canapa stained
- frassino tinto grigio - ash grey stained
- laccato opaco poro aperto - matt lacquered open pore

SPECCHIO - MIRROR

- naturale - clear



INFINITY TAVOLO M

Design: S. Bigi

ESSENZA - WOOD

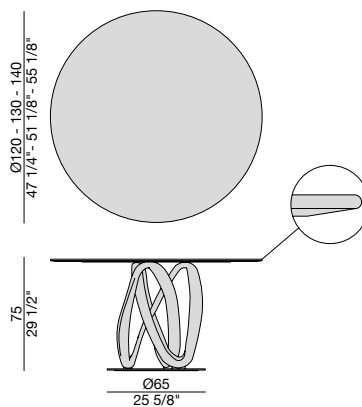
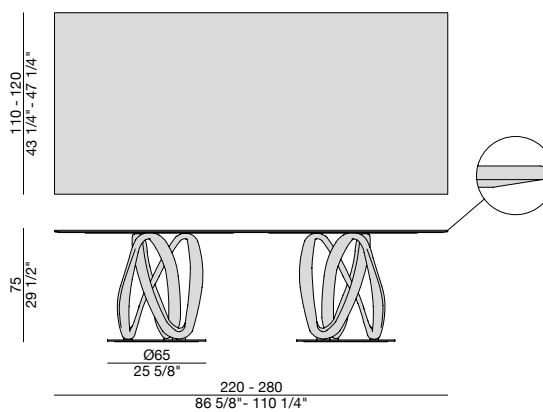
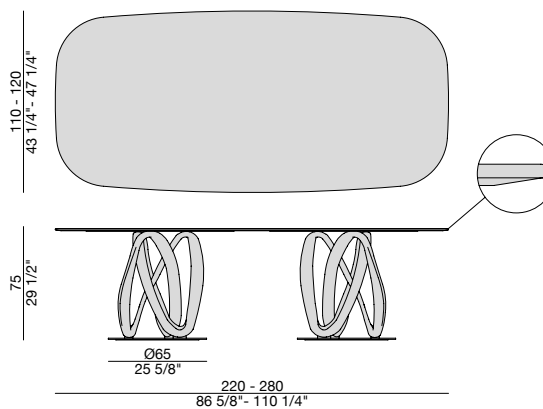
- frassino naturale - natural ash
- frassino tinto moka - ash moka stained
- frassino tinto noce canaletta - ash canaletta walnut stained
- frassino tinto wengé - ash wengé stained
- frassino tinto canapa - ash canapa stained
- frassino tinto grigio - ash grey stained
- laccato opaco poro aperto - matt lacquered open pore
- noce canaletta - canaletta walnut
- noce canaletta tinto moka - canaletta walnut moka stained
- noce canaletta tinto wengé - canaletta walnut wengé stained
- laccato opaco poro chiuso - matt lacquered closed pore

MARMO - MARBLE

- Dover white - Dover white
- Roma Imperiale - Imperial Rome
- verde Lapponia - Lapponia green
- nero Sahara Noir - black Sahara Noir
- bianco Calacatta oro - white Calacatta gold
- marrone Emperador Dark - brown Emperador Dark
- grigio Carnico - grey Carnico

METALLO - METAL

- cromato - chrome plated
- grigio peltro - grey pewter
- nero opaco spazzolato - brushed matt black
- ottone spazzolato - brushed brass

INFINITY TAVOLO TONDO M**INFINITY TAVOLO OVALE 2 BASI M****INFINITY TAVOLO RETTANGOLARE 2 BASI M**

MAORI

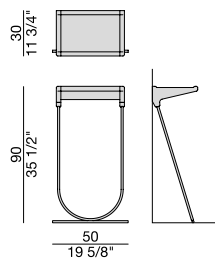
Design: Essetipi

ESSENZA - WOOD

- noce canaletta - canaletta walnut
- noce canaletta tinto moka - canaletta walnut moka stained
- noce canaletta tinto wengé - canaletta walnut wengé stained
- laccato opaco poro chiuso - matt lacquered closed pore

METALLO - METAL

- grigio peltro - grey pewter

**MATICS 1 OPEN**

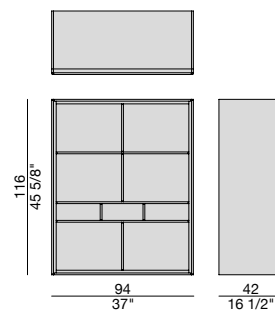
Design: G. & O. Buratti

ESSENZA - WOOD

- noce canaletta - canaletta walnut

INSERTO POSTERIORE - BACK INSERT

- cuoio - cuoio
- bronzo gofrato - textured bronze

**MATICS 1 DOOR**

Design: G. & O. Buratti

ESSENZA - WOOD

- noce canaletta - canaletta walnut

INSERTO POSTERIORE - BACK INSERT

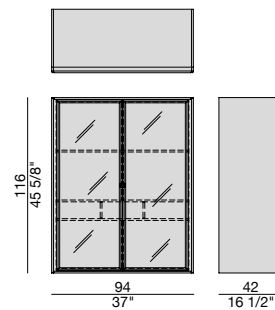
- cuoio - cuoio
- bronzo gofrato - textured bronze

METALLO - METAL

- grigio peltro - grey pewter

VETRO - GLASS

- stopsol supersilver chiaro - stopsol supersilver light

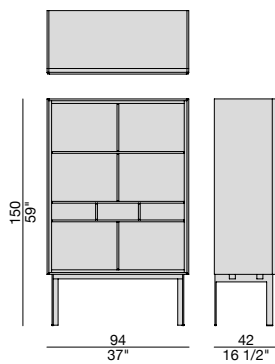


MATICS 2 OPEN

Design: G. & O. Buratti

ESSENZA - WOOD
 • noce canaletta - canaletta walnut

INSERTO POSTERIORE - BACK INSERT
 • cuoio - cuoio
 • bronzo gofrato - textured bronze

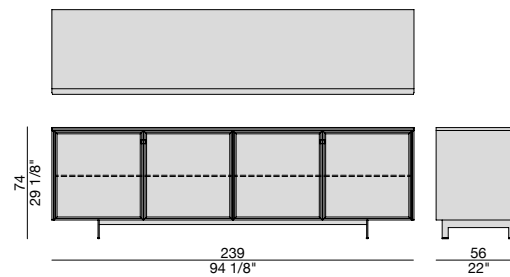
**MATICS 4 CRISTALLO**

Design: G. & O. Buratti

ESSENZA - WOOD
 • noce canaletta - canaletta walnut

METALLO - METAL
 • grigio peltro - grey pewter

MARMO - MARBLE
 • nero Sahara Noir - black Sahara Noir
 • bianco Calacatta oro - white Calacatta gold
 • marrone Emperador Dark - brown Emperador Dark
 • grigio Carnico - grey Carnico

**MATICS 2 DOOR**

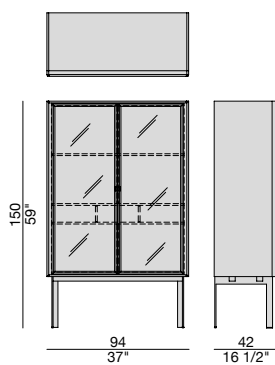
Design: G. & O. Buratti

ESSENZA - WOOD
 • noce canaletta - canaletta walnut

INSERTO POSTERIORE - BACK INSERT
 • cuoio - cuoio
 • bronzo gofrato - textured bronze

METALLO - METAL
 • grigio peltro - grey pewter

VETRO - GLASS
 • stopsol supersilver chiaro - stopsol supersilver light

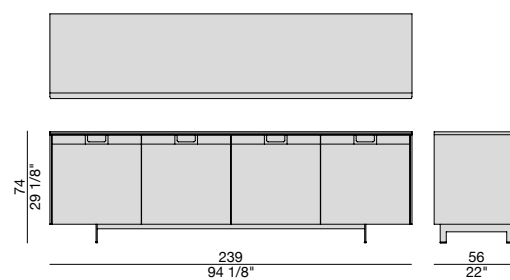
**MATICS 4 LEGNO**

Design: G. & O. Buratti

ESSENZA - WOOD
 • noce canaletta - canaletta walnut

METALLO - METAL
 • grigio peltro - grey pewter

MARMO - MARBLE
 • nero Sahara Noir - black Sahara Noir
 • bianco Calacatta oro - white Calacatta gold
 • marrone Emperador Dark - brown Emperador Dark
 • grigio Carnico - grey Carnico

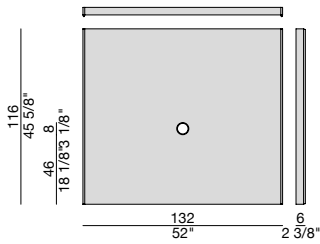


MATICS TV BOARD

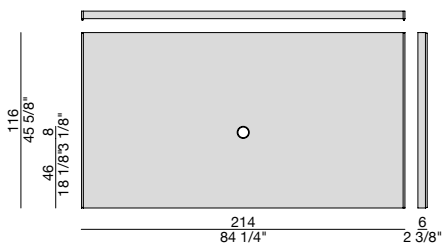
Design: G. & O. Buratti

ESSENZA - WOOD
 · noce canaletta - canaletta walnut

MATICS TV BOARD 132



MATICS TV BOARD 214



MATICS TV

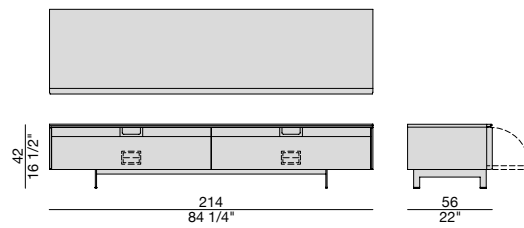
Design: G. & O. Buratti

ESSENZA - WOOD
 · noce canaletta - canaletta walnut

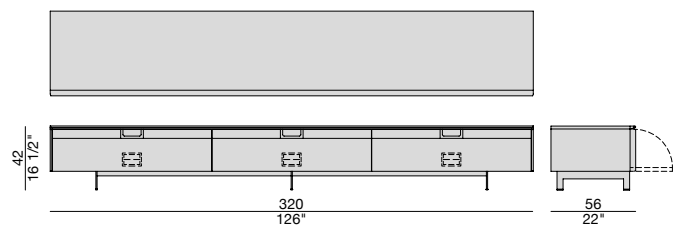
METALLO - METAL
 · grigio peltro - grey pewter

MARMO - MARBLE
 · nero Sahara Noir - black Sahara Noir
 · bianco Calacatta oro - white Calacatta gold
 · marrone Emperador Dark - brown Emperador Dark
 · grigio Carnico - grey Carnico

MATICS TV 320



MATICS TV 214



MIDÌ

Design: U. Asnago

ESSENZA - WOOD

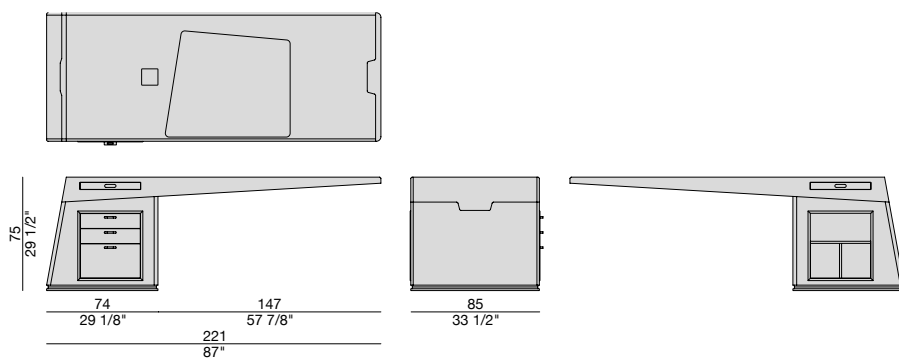
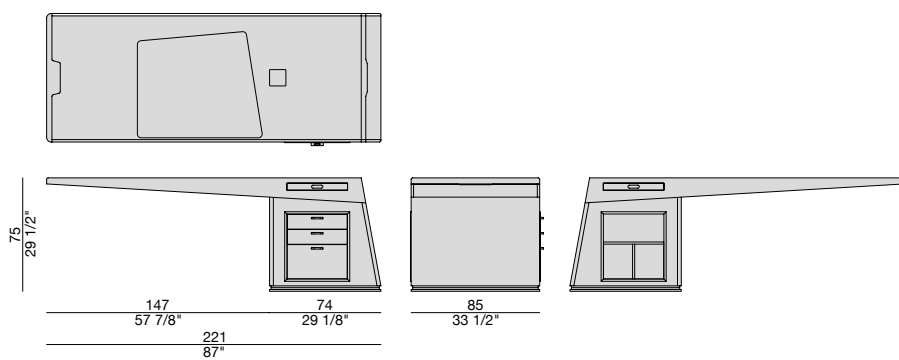
- noce canaletta - canaletta walnut
- noce canaletta tinto moka - canaletta walnut moka stained
- noce canaletta tinto wengé - canaletta walnut wengé stained
- laccato opaco poro chiuso - matt lacquered closed pore

METALLO - METAL

- bronzoro

INSERTO - INSERT

- cuoietto

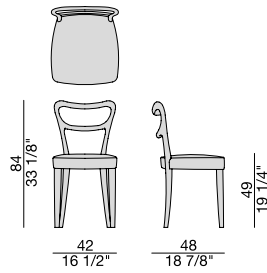
MIDÌ SX**MIDÌ DX**

NOEMI

Design: Marelli & Molteni

ESSENZA - WOOD

- noce canaletta - canaletta walnut
- noce canaletta tinto moka - canaletta walnut moka stained
- noce canaletta tinto wengé - canaletta walnut wengé stained
- laccato opaco poro chiuso - matt lacquered closed pore

**ODINO**

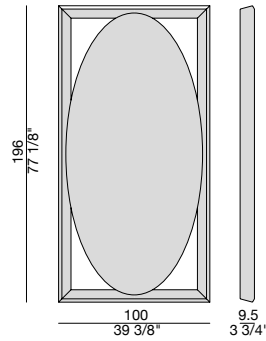
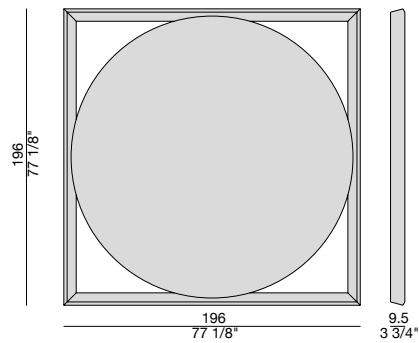
Design: Molteni & Baron

ESSENZA - WOOD

- ebano Macassar - Macassar ebony
- frassino naturale - natural ash
- frassino tinto moka - ash moka stained
- frassino tinto noce canaletta - ash canaletta walnut stained
- frassino tinto wengé - ash wengé stained
- frassino tinto canapa - ash canapa stained
- frassino tinto grigio - ash grey stained
- laccato opaco poro aperto - matt lacquered open pore
- noce canaletta tinto moka - canaletta walnut moka stained
- noce canaletta tinto wengé - canaletta walnut wengé stained
- laccato opaco poro chiuso - matt lacquered closed pore

SPECCHIO - MIRROR

- naturale - clear

ODINO OVALE**ODINO TONDO**

SAVIO

Design: D. Dolcini

ESSENZA - WOOD

• noce canaletta - canaletta walnut

INSERTO - INSERT

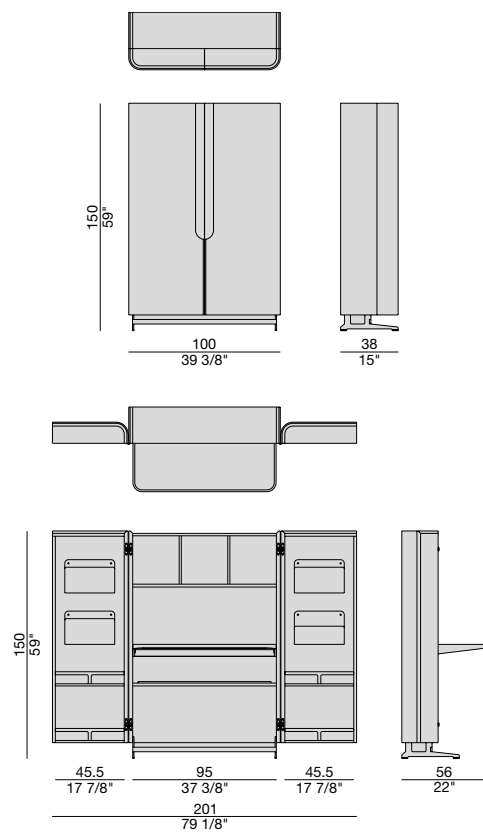
• acero naturale - natural maple

METALLO - METAL

• nero opaco - black matt

CUOINETTO

• invecchiato

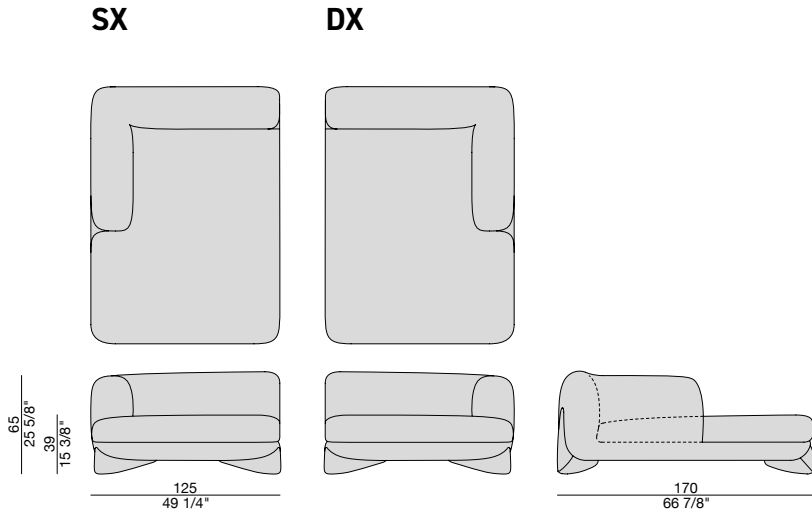


SOFTBAY CHAISE LONGUE

Design: G. Viganò

ESSENZA - WOOD

- noce canaletta - canaletta walnut
- noce canaletta tinto moka - canaletta walnut moka stained
- noce canaletta tinto wengé - canaletta walnut wengé stained
- laccato opaco poro chiuso - matt lacquered closed pore

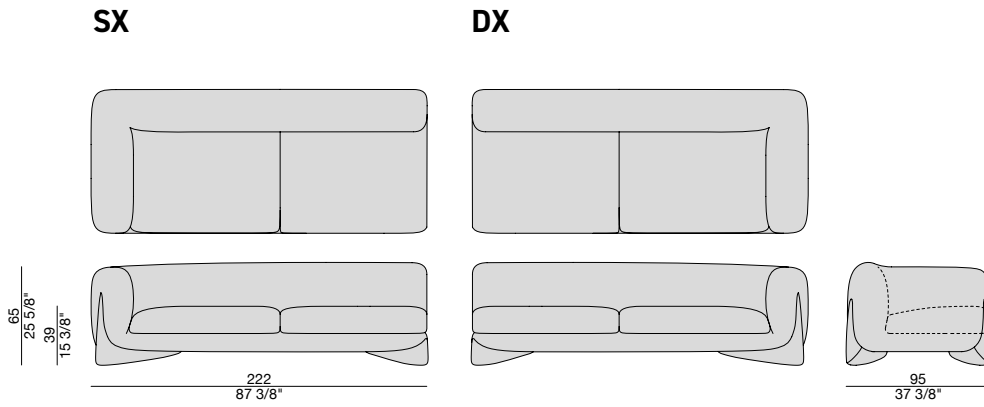


SOFTBAY END-UNIT

Design: G. Viganò

ESSENZA - WOOD

- noce canaletta - canaletta walnut
- noce canaletta tinto moka - canaletta walnut moka stained
- noce canaletta tinto wengé - canaletta walnut wengé stained
- laccato opaco poro chiuso - matt lacquered closed pore



SOFTBAY CUSHION

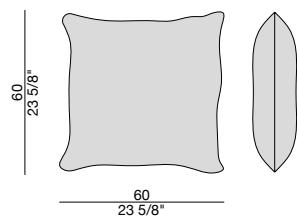
Design: G. Viganò

ESSENZA - WOOD

- noce canaletta - canaletta walnut

INSERTO POSTERIORE - BACK INSERT

- cuoio - cuoio
- bronzo gofrato - textured bronze

**TRIPLE**

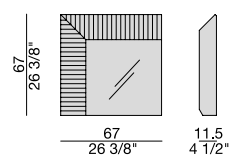
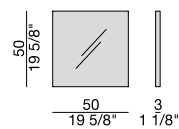
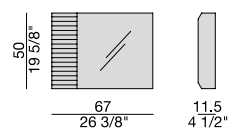
Design: T. Colzani

ESSENZA - WOOD

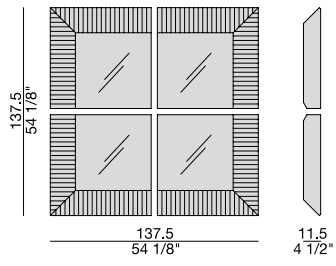
- ebano Macassar - Macassar ebony
- noce canaletta - canaletta walnut
- noce canaletta tinto moka - canaletta walnut moka stained
- noce canaletta tinto wengé - canaletta walnut wengé stained
- laccato opaco poro chiuso - matt lacquered closed pore

SPECCHIO - MIRROR

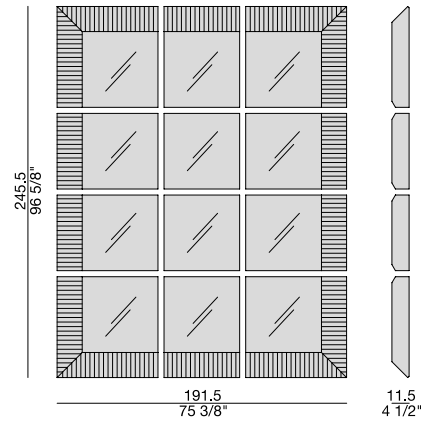
- naturale - clear

TRIPLE ANGOLARE**TRIPLE CENTRALE****TRIPLE LATERALE**

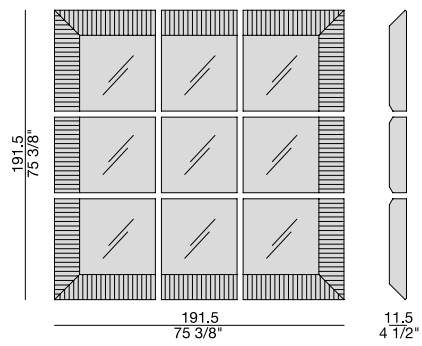
TRIPLE COMP. A



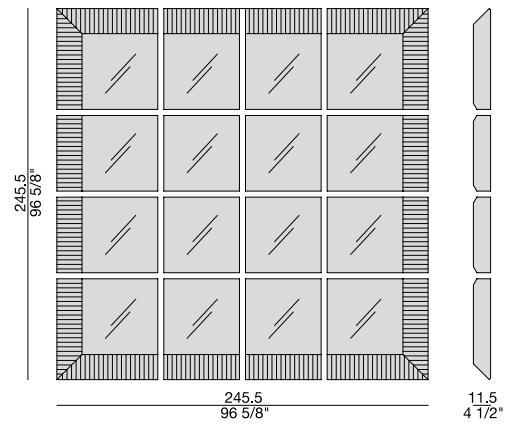
TRIPLE COMP. C



TRIPLE COMP. B

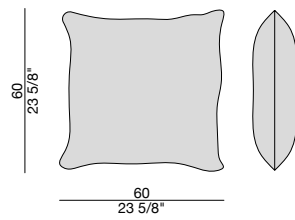


TRIPLE COMP. D



YVES CUSHION

Design: G. & O. Buratti

**YVES POUF**

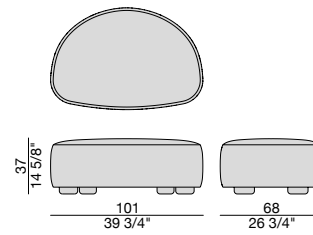
Design: G. & O. Buratti

ESSENZA - WOOD

- ebano Macassar - Macassar ebony
- noce canaletta - canaletta walnut
- noce canaletta tinto moka - canaletta walnut moka stained
- noce canaletta tinto wengé - canaletta walnut wengé stained
- laccato opaco poro chiuso - matt lacquered closed pore

SPECCHIO - MIRROR

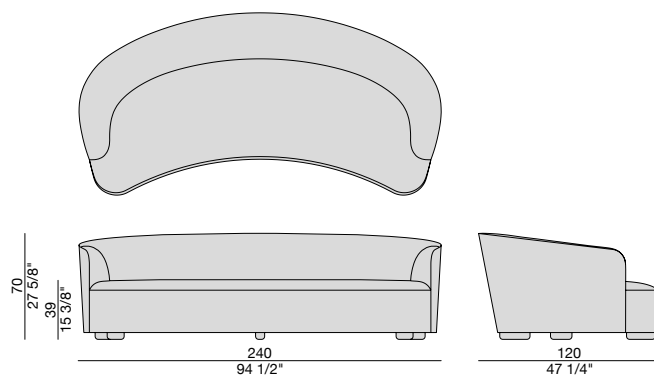
- naturale - clear

**YVES**

Design: G. & O. Buratti

ESSENZA - WOOD

- noce canaletta - canaletta walnut
- noce canaletta tinto moka - canaletta walnut moka stained
- noce canaletta tinto wengé - canaletta walnut wengé stained
- laccato opaco poro chiuso - matt lacquered closed pore



MATERIALI

MATERIALS

Per motivi tecnici non è possibile garantire la stessa tonalità di colore tra una fornitura e l'altra. I colori riprodotti in queste pagine sono indicativi.

Due to technical reasons it is not possible to guarantee the same tone in different deliveries. The colours shown in the following pages could not match precisely the current colours collection.

ESSENZA
WOOD



FRASSINO NATURALE
NATURAL ASH



FRASSINO TINTO CANAPA
ASH CANAPA STAINED



NOCE CANALETTA
CANALETTA WALNUT




FRASSINO TINTO NOCE CANALETTA
ASH CANALETTA WALNUT STAINED




FRASSINO TINTO GRIGIO
ASH GREY STAINED



NOCE CANALETTA TINTO MOKA
CANALETTA WALNUT MOKA STAINED




FRASSINO TINTO MOKA
ASH MOKA STAINED



FRASSINO TINTO WENGÈ
ASH WENGÈ STAINED




NOCE CANALETTA TINTO WENGÈ
CANALETTA WALNUT WENGÈ STAINED



ROVERE SPESSART
OAK SPESSART

**LACCATO OPACO
PORO APERTO**
MATT LACQUERED
OPEN PORE



BIANCO RAL 9016
WHITE




NERO RAL 9005
BLACK




CIOCCOLATO RAL 8019
CHOCOLATE



IRON RAL 7011
IRON



AVORIO RAL 1013
IVORY




ARGILLA RAL 7006
ARGILLA



GRANATA NCS S 4050 Y90R
GRANATA



PISTACCHIO PANTONE 5825
PISTACCHIO



AVIO PANTONE 5415
AVIO

**LACCATO OPACO
PORO CHIUSO**
MATT LACQUERED
CLOSED PORE



BIANCO RAL 9016
WHITE



NERO RAL 9005
BLACK



CIOCCOLATO RAL 8019
CHOCOLATE



IRON RAL 7011
IRON



AVORIO RAL 1013
IVORY



ARGILLA RAL 7006
ARGILLA



GRANATA NCS S 4050 Y90R
GRANATA



PISTACCHIO PANTONE 5825
PISTACCHIO



AVIO PANTONE 5415
AVIO

LACCATO BRILLANTE
SHINY LACQUERED



BIANCO RAL 9016
WHITE



NERO RAL 9005
BLACK



CIOCCOLATO RAL 8019
CHOCOLATE



IRON RAL 7011
IRON



AVORIO RAL 1013
IVORY



ARGILLA RAL 7006
ARGILLA



GRANATA NCS S 4050 Y90R
GRANATA



PISTACCHIO PANTONE 5825
PISTACCHIO



AVIO PANTONE 5415
AVIO

FOGLIA
LEAF



ARGENTO
SILVER



ORO
GOLDEN

METALLO
METAL



ANTRACITE SPAZZOLATO
BRUSHED ANTHRACITE




GRIGIO PELTRO
GREY PEWTER



BIANCO OPACO
WHITE MATT



NERO OPACO
MATT BLACK



BRONZORO



NERO OPACO SPAZZOLATO
BRUSHED MATT BLACK



CROMATO
CHROME PLATED



OTTONE BRONZATO SPAZZOLATO
BRUSHED BRONZE BRASS



CROMO NERO
BLACK CHROMED



OTTONE SPAZZOLATO
BRUSHED BRASS



NICHEL NERO
BLACK NICKEL

SPECCHIO
MIRROR



NATURALE
CLEAR



FUMÈ
SMOKED


CRISTALLO GLASS



TRASPARENTE
CLEAR



FUMÈ
SMOKED



LACCATO BIANCO
WHITE LACQUERED



LACCATO NERO
BLACK LACQUERED



LACCATO IRON
IRON LACQUERED



LACCATO ARGILLA
ARGILLA LACQUERED



LACCATO GRANATA
GRANATA LACQUERED




EXTRACHIARO TRASPARENTE ROSA
CLEAR EXTRALIGHT PINK



EXTRACHIARO TRASPARENTE GRANATA
CLEAR EXTRALIGHT GRANATA

CRISTALLO ACIDATO RETROVERNICIATO BACK-PAINTED FROSTED GLASS



EXTRACHIARO LACCATO BIANCO
EXTRALIGHT WHITE LACQUERED



LACCATO NERO
BLACK LACQUERED



EXTRACHIARO LACCATO IRON
EXTRALIGHT IRON LACQUERED



EXTRACHIARO LACCATO ARGILLA
EXTRALIGHT ARGILLA LACQUERED



EXTRACHIARO LACCATO GRANATA
EXTRALIGHT GRANATA LACQUERED

VETRO FUSO CAST GLASS



NATURALE
CLEAR



FUMÈ
SMOKED



RUGGINE
RUGGINE



BLU
BLUE



VERDE
GREEN

MARMO DOVER WHITE
MARBLE DOVER WHITE




MARMO ROMA IMPERIALE
MARBLE IMPERIAL ROME



Le immagini riportate hanno scopo puramente indicativo; i colori e le venature del materiale possono variare.
The images shown above are for reference only; the colours and the veins of the material may vary.

MARMO VERDE LAPPONIA
MARBLE LAPPONIA GREEN




**MARMO BIANCO
CALACATTA ORO**
MARBLE WHITE
CALACATTA GOLD



VENATURA ECCESSIVA
HIGHLY MARKED VEIN



VENATURA SCARSA
LOW MARKED VEIN



VENATURA ROSSA
RED SHADED VEIN



VENATURA VERDE
GREEN SHADED VEIN



VENATURA GRIGIA
GREY VEIN



PRESENZA DI PIETRE GRIGIE
PRESENCE OF GREY STONES




ALTRI ESEMPI
OTHER EXAMPLES




ALTRI ESEMPI
OTHER EXAMPLES


**MARMO MARRONE
EMPERADOR DARK**
MARBLE BROWN
EMPERADOR DARK




VENATURA ECCESSIVA
HIGHLY MARKED VEIN



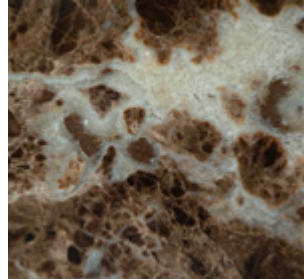
VENATURA SCARSA
LOW MARKED VEIN



TRACCE DI ARGILLA ROSSA
TRACES OF RED CLAY




CONCENTRAZIONE DI SASSOLINI
HIGH CONCENTRATION OF SMALL STONES



PRESENZA DI PIETRE GRIGIE
PRESENCE OF GREY STONES



ALTRI ESEMPI
OTHER EXAMPLES




ALTRI ESEMPI
OTHER EXAMPLES




ALTRI ESEMPI
OTHER EXAMPLES

Le immagini riportate hanno scopo puramente indicativo; i colori e le venature del materiale possono variare.
The images shown above are for reference only; the colours and the veins of the material may vary.

MARMO NERO
SAHARA NOIR
 MARBLE BLACK
 SAHARA NOIR



VENATURA ECCESSIVA
 HIGHLY MARKED VEIN



VENATURA SCARSA
 LOW MARKED VEIN



ESEMPIO DI VENATURA
 VEIN DETAIL




ESEMPIO DI VENATURA
 VEIN DETAIL




ALTRI ESEMPI
 OTHER EXAMPLES



ALTRI ESEMPI
 OTHER EXAMPLES




ALTRI ESEMPI
 OTHER EXAMPLES




ALTRI ESEMPI
 OTHER EXAMPLES

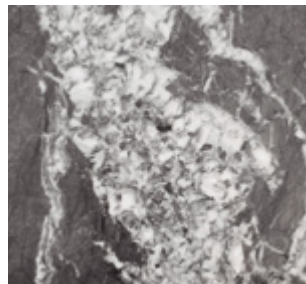
MARMO GRIGIO
CARNICO
 MARBLE GREY
 CARNICO



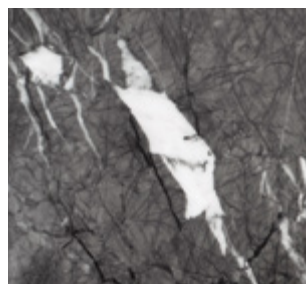
VENATURA ECCESSIVA
 HIGHLY MARKED VEIN



VENATURA SCARSA
 LOW MARKED VEIN




ALTRI ESEMPI
 OTHER EXAMPLES




ALTRI ESEMPI
 OTHER EXAMPLES

MARMO BIANCO
CARRARA
 MARBLE WHITE
 CARRARA




VENATURA ECCESSIVA
 HIGHLY MARKED VEIN



VENATURA SCARSA
 LOW MARKED VEIN



ALTRI ESEMPI
 OTHER EXAMPLES



ALTRI ESEMPI
 OTHER EXAMPLES

ROCK OXIDE BLACK OPACO
ROCK MATT OXIDE BLACK

Porcellana laminata ottenuta per macinazione ad umido di materie prime argillose, rocce granitiche e metamorfiche, a componente feldspatica e pigmenti ceramici. Compattata da speciale formatura in compatter e sinterizzazione a 1200°C, con cottura a gas. Rock resiste al contatto prolungato con le principali macchie ostinate presenti in cucina quali vino, caffè, olio d'oliva, limone, senza alterazioni permanenti di colore o brillantezza.

Laminated porcelain obtained by wet-grinding clay, granite and metamorphic rock raw materials together with a feldspar component and ceramic pigments. Specially shaped in a compactor and sintered at 1200°C, with gas firing. Rock is not affected by prolonged contact with products commonly found in the kitchen that can cause staining, such as wine, coffee, olive oil or lemon juice, and its colour or shine will not be affected permanently.



Ripresa grafica della lastra intera (324 x 162 cm.) da noi utilizzata.
Image of the whole sheet (324 x 162 cm.) we use.

ROCK CALACATTA OPACO
ROCK MATT CALACATTA



Riprese grafiche delle lastre intere (324 x 162 cm.) da noi utilizzate.
Non è possibile la selezione della lastra da parte del cliente.
Image of the whole sheet (324 x 162 cm.) we use.
Customer can not select the sheet to be used.

Porcellana laminata ottenuta per macinazione ad umido di materie prime argillose, rocce granitiche e metamorfiche, a componente feldspatica e pigmenti ceramici. Compattata da speciale formatura in compatter e sinterizzazione a 1200°C, con cottura a gas. Rock resiste al contatto prolungato con le principali macchie ostinate presenti in cucina quali vino, caffè, olio d'oliva, limone, senza alterazioni permanenti di colore o brillantezza.

Laminated porcelain obtained by wet-grinding clay, granite and metamorphic rock raw materials together with a feldspar component and ceramic pigments. Specially shaped in a compactor and sintered at 1200°C, with gas firing. Rock is not affected by prolonged contact with products commonly found in the kitchen that can cause staining, such as wine, coffee, olive oil or lemon juice, and its colour or shine will not be affected permanently.

ROCK EMPERADOR OPACO ROCK MATT EMPERADOR




Riprese grafiche delle lastre intere (324 x 162 cm.) da noi utilizzate.

Non è possibile la selezione della lastra da parte del cliente.

Image of the whole sheet (324 x 162 cm.) we use.

Customer can not select the sheet to be used.



CUOIO



BIANCO



NERO



FOCA



GRIGIO SCURO



CORDA



SABBIA



NATURALE



INVECCHIATO



TESTA DI MORO



ROSSO BULGARO

CUOIETTO



BIANCO



NERO



FOCA



GRIGIO SCURO



CORDA



SABBIA



NATURALE



INVECCHIATO




TESTA DI MORO



ROSSO BULGARO

NABUK



2136



2107



2103



2114



2130



2101



2115



2118



2117



2133



2108



2116

cat. LUX

pellame
raw material
concia
tannage
tintura
dyeing
rifinitura
finish

bovino europeo
european bovine leather
al cromo
chrome tanning
all'anilina
aniline dyed
all'anilina
aniline

PELLE PLUS




18



58



53




69



09



31




68



64



46




35



29



33




45



40



25



30



49




57



56



28



17



51



26



14



47



48



38



61

cat. PLUS

pellame
raw material
concia
tannage
tintura
dyeing
tipologia
leather type

bovino europeo
european cattle skins
al cromo
chrome tanning
all'anilina
aniline dyed
pieno fiore
full grain


PELLE EXTRA

		
L601	1647	L643
		
L635	L629	L644
		
L604	1626	L648
		
L628	1627	L660
		
1172	L646	L623
		
1152	1187	1216
		
1131	1631	1147
		
1607	L653	L622
		
1136	L655	

cat. EXTRA

pellame raw material	bovino europeo european bovine hide
concia tannage	al cromo chrome tanning
tintura dyeing	all'anilina aniline dyed
tipologia leather type	fiore corretto top grain

PELLE




D70



D24



D79




D85



D80




D74



D87



D61




D28




D71



D95



D16



D75



D92



D17



D13



D51



D31



D14




D63




D10



D18



D62



D15



D43

cat. PELLE


pellame
raw material
concia
tannage
tintura
dyeing
tipologia
leather type

bovino europeo
european bovine hide
al cromo
chrome tanning
all'anilina
aniline dyed
fiore corretto
top grain

BOUCLAGE



01/1



09/23



01/2



98/20



05/10




02/22



07/11



09/12



07/24



98/16



98/18




98/21

cat. B

34%VI - 33%PC - 17%WO - 8%PL - 4%LI - 4%CO



MOTLEY



cat. B

34% CO - 48% LI - 10% PC - 8% AF


34% CO - 48% LI - 10% PC - 8% AF

34% CO - 48% LI - 10% PC - 8% AF


75% CO - 14% PC - 11% AF



RABAT L1454




L1454/10



L1454/05



L1454/02



L1454/06

RABAT 11524



11524/17



11524/18




11524/5



11524/3



11524/24



11524/02



11524/04



11524/14



11524/16



11524/06



11524/10



11524/09


RABAT 12823



12823/37



12823/20



12823/40



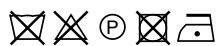
12823/44



12823/36

cat. B

64 % VI - 15% PL - 11% CO - 10% LI



cat. B

44% CO - 22% PL - 21% PC - 13% VI



cat. B

48% VI - 32% PC - 20% PL




TAMMY B



010




000



031



041



100



103



016



017




018

cat. B

18% CO - 31% PL - 26% WO - 22% PC - 3% PA



TAMMY OS




01



07




06



09



12




10

cat. B

65% CO - 13% VI - 11% PC - 9% PL - 2% LI




TAMMY G



150



124



123



030

cat. B

39% CO - 25% PL - 18% WO - 16% PC - 2% PA



TAMMY P



070



062



066



069



067

cat. B

20% CO - 31% WO - 23% PC - 24% PL - 2% PA




ARMAM



L1569/17




L1569/19



L1569/01



L1569/11



L1569/03



L1569/14



L1569/05



L1569/02



L1569/20



L1569/04



L1569/06




L1569/13



L1569/07



L1569/16



L1569/09




L1569/21


IKAT L1575




L1575/01




L1575/10




L1575/12




L1575/14



L1575/07



L1575/04



L1575/05




L1575/06


IKAT 13696




13696/08




13696/57




13696/27



13696/24



13696/09



13696/54



13696/12



13696/52

cat. C

39% VI - 35% CO - 16% PL - 10% LI



cat. C

51% VI - 23% CO - 16% PL - 10% LI



cat. C

75% PL - 16% CO - 9% PC



LOOM

LINT

MADRAS




L1534/01




03



18




04




L1534/02




15



17



12




L1534/03




02



01




14




L1534/08



04




02




07



L1534/06




05



11




09




L1534/09




16



15




05




L1534/10



06



16




06



L1534/11




07



L1534/13



46



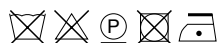
L1534/12



150

cat. C

52% VI - 25% CO - 12% LI - 11% PL



cat. C

34% VI - 31% CO - 15% LI - 13% PC - 7% PL




cat. C

30% CO - 29% PC - 26% PL - 15% VI



MOLESKIN

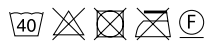


MORAN



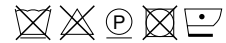
cat. C

100% PL




cat. C


50% VI - 30% CO - 20% PL



PATCH



SERGE



cat. C

47% VI - 26% CO - 10% LI - 8% PL - 6% PA - 3% PC



cat. C

80% WO - 20% PA



SILESIA



06



16



10



07



13



12



46



150


VELVET



31



94



95



96



116



60



112



50




49



47



06



69



110



39



36



19



24



30



114



83



103



79



88



89



72



75



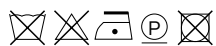
77



90

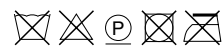
cat. C

34% VI - 31% CO - 15% LI - 13% PC - 7% PL




cat. C


100% CO




PAROS



2




18



3



20



7




22



5




23



4




15



19



30



12



36




6



17

RANGE



29



08



35



07



04



11




33



10



32



40



31



36



12



28



30



25

cat. D

56% PVC - 18% PES




cat. D

56% CO - 24% VI - 20% LI



TRESS

DORIAN



cat. D

84% PES - 16% AC



cat. E


40% VI - 20% PL - 20% LI - 20% CO




ZENITH



36




53




45



51




46




89




135



57




115




168




42




101



50



41



125


cat. PROFILO/PIPING

60% CO - 40% AC

**RUGS COLLECTION
EDEN**



010 WHITE



901 GREY




590 BLUE



011 TAUPE




020 BROWN



023 RED



203 SAND




235 CARAMEL




623 GREEN

100% ECONYL®

**RUGS COLLECTION
WAVE - A**



WHITE/GREY



WHITE/SAND

100% LANA DELLA NUOVA ZELANDA
100% NEW ZELAND WOOL

**RUGS COLLECTION
WAVE - S**



WHITE/GREY



WHITE/SAND

100% LANA DELLA NUOVA ZELANDA
100% NEW ZELAND WOOL

GRAPHIC DESIGNER:
MARIELLA ARNABOLDI
PORADA LAB

—

PHOTOGRAPHER:
MATTEO IMBRIANI

—

COORDINATION,
CONCEPT AND STYLING:
PAOLA CITTERIO

—

PRINTING:
CHINCHIO
INDUSTRIA GRAFICA SRL

LONDON SHOWROOM:
FIRST FLOOR,
SOUTH DOME
DESIGN CENTRE
CHELSEA HARBOUR
LONDON - SW10 0XE
PH: 020 3155 3065
ENQUIRIESUK@PORADA.IT

MILANO SHOWROOM:
20121 MILANO
(MI) ITALIA
VIA BORGOSPESSO, 18
TEL. +39 02 49700 896
MILANO@PORADA.IT

22060 CABIATE
(COMO) ITALIA
VIA B. BUOZZI, 2
TEL. +39 031 766215
INFO@PORADA.IT

WWW.PORADA.IT

LONDON SHOWROOM:
FIRST FLOOR,
SOUTH DOME
DESIGN CENTRE
CHELSEA HARBOUR
LONDON - SW10 0XE
PH: 020 3155 3065
ENQUIRIESUK@PORADA.IT

MILANO SHOWROOM:
20121 MILANO
(MI) ITALIA
VIA BORGOSPESSO, 18
TEL. +39 02 49700 896
MILANO@PORADA.IT

22060 CABIATE
(COMO) ITALIA
VIA B. BUOZZI, 2
TEL. +39 031 766215
INFO@PORADA.IT

WWW.PORADA.IT